



# ADDISON, TX

[Click to view full report.](#)

## CITY INFO

Population: **14,094**

**Male**  
53%

**Female**  
47%

**Married**  
45%

**Single**  
55%

### City rating

This rating is a weighted average of commute time, crime rate, population, median salary, and more.



### Overall value

This score adds annual household income and cost of living to the city rating.



### Density (Population per mile<sup>2</sup>)

Compared to New York, Addison has a very low population density. Addison is perfect for those who like a quiet city.

**3,184**  
ADDISON

**27,441**  
NEW YORK

## RESIDENCE

### Air quality



### Weather



### Condition

**66°F** average temperature



**21 years**

Median home age

**\$229,680**

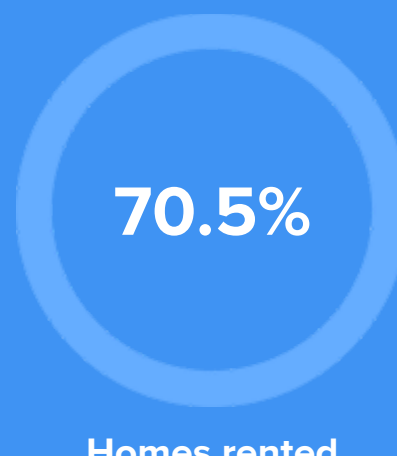
Median home price

**-3.64%**

Home appreciation rate

**17.84%**

Annual property tax



## COMMUNITY

### Religious diversity


**54.8%** Other

**23.4%** Catholic

**12.6%** Baptist

**5.9%** Other Christian

**3.4%** Methodist




**Crime rate**  
(per 100,000)




**9**

**Average age**



**35**

**Political majority**



**Democrat**

## LOCALE

### Unemployment

**9%**

### Occupation

**23%** Management, business, Art & Sciences

**31.7%** Sales & Office Occupations

**11.8%** Service Occupation

**8.1%** Production, transportation & Material Moving

**4.3%** Natural Resources, Construction & Maintenance

### Education

Student teacher ratio **1:15**



**91%**

High school diploma

**5%**

Some college or associates degree

**30%**

Bachelors degree

**15%**

Graduate or professional degree

## TRANSIT

### Average commute time Daily breakdown: by transport type

**24**  
Min

Boston Average

**26**  
Min

National Average

**2%**



Public Transportation

**82%**



Car

**10%**



Carpool

**4%**



Work at Home