



# BRIDGE CITY, TX

[Click to view full report.](#)

## CITY INFO

**Population:** 8,549

**Male**  
49%

**Female**  
51%

**Married**  
62%

**Single**  
38%

### City rating

This rating is a weighted average of commute time, crime rate, population, median salary, and more.



### Overall value

This score adds annual household income and cost of living to the city rating.



### Density (Population per mile<sup>2</sup>)

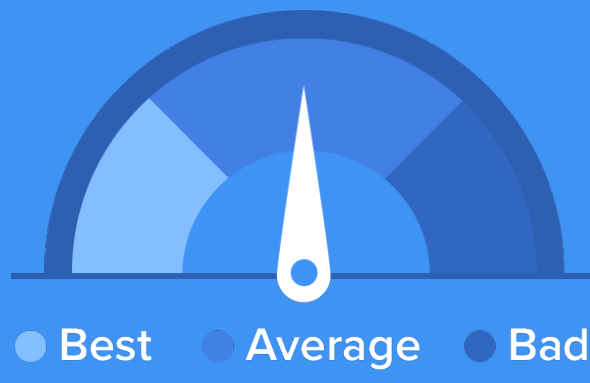
Compared to New York, Bridge City has a very low population density. Bridge City is perfect for those who like a quiet city.

**1,662**  
BRIDGE CITY

**27,441**  
NEW YORK

## RESIDENCE

### Air quality



### Weather



### Condition

**66°F** average temperature



**35 years**  
Median home age

**\$105,930**  
Median home price

**-7.85%**  
Home appreciation rate

**12.6%**  
Annual property tax

**72.9%**

Homes owned

**19.3%**

Homes rented


**7.8%**

Homes vacant

## COMMUNITY

### Religious diversity

- 43.1%** Other
- 34.3%** Baptist
- 15.2%** Catholic
- 3.9%** Methodist
- 3.5%** Other Christian




**Crime rate**  
(per 100,000)




**5**

**Average age**



**38**

**Political majority**



**Republican**

## LOCALE

### Unemployment

**11%**

### Occupation

- 9.3%** Management, business, Art & Sciences
- 25.5%** Sales & Office Occupations
- 13.6%** Service Occupation
- 18.4%** Production, transportation & Material Moving
- 16.3%** Natural Resources, Construction & Maintenance

### Education

Student teacher ratio **1:14**



**83%**

High school diploma

**7%**

Some college or associates degree

**6%**

Bachelors degree

**3%**

Graduate or professional degree

## TRANSIT

### Average commute time Daily breakdown: by transport type

**21**  
Min

Boston Average

**26**  
Min

National Average

**0%** Public Transportation

**90%** Car

**7%** Carpool

**1%** Work at Home