



BRIDGEWATER, MA

[Click to view full report.](#)

CITY INFO

Population: 6,636

Male
46%

Female
54%

Married
35%

Single
65%

City rating

This rating is a weighted average of commute time, crime rate, population, median salary, and more.



Overall value

This score adds annual household income and cost of living to the city rating.



Density (Population per mile²)

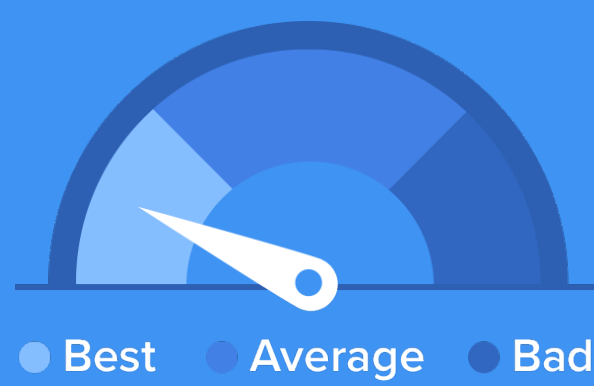
Compared to New York, Bridgewater has a very low population density. Bridgewater is perfect for those who like a quiet city.

3,016
BRIDGEWATER

27,441
NEW YORK

RESIDENCE

Air quality



Weather



Condition

51°F average temperature



41 years

Median home age

\$0

Median home price

-3.39%

Median home age

13.98%

Annual property tax

38%

Homes owned

58.8%

Homes rented


3.3%

Homes vacant

COMMUNITY

Religious diversity

50% Other
40.1% Catholic
4.6% Other Christian
4.4% Jewish
1% Baptist




Crime rate
(per 100,000)




3

Average age



31

Political majority



Democrat

LOCALE

Unemployment


8%

Occupation

12% Management, business, Art & Sciences
36.6% Sales & Office Occupations
14.7% Service Occupation
10.4% Production, transportation & Material Moving
7.4% Natural Resources, Construction & Maintenance

Education

Student teacher ratio **1:14**



87%

High school diploma

11%

Some college or associates degree

20%

Bachelors degree

8%

Graduate or professional degree

TRANSIT

Average commute time Daily breakdown: by transport type

33 Min

Boston Average

26 Min

National Average

6% Public Transportation

72% Car

12% Carpool

0% Work at Home