



# CANTON, IL

[Click to view full report.](#)

## CITY INFO

Population: **14,432**

**Male**  
54%

**Female**  
46%

**Married**  
57%

**Single**  
43%

### City rating

This rating is a weighted average of commute time, crime rate, population, median salary, and more.



### Overall value

This score adds annual household income and cost of living to the city rating.



### Density (Population per mile<sup>2</sup>)

Compared to New York, Canton has a very low population density. Canton is perfect for those who like a quiet city.

**1,839**

CANTON

**27,441**

NEW YORK

## RESIDENCE

### Air quality



### Weather



### Condition

51°F average temperature



**55 years**

Median home age

**\$81,870**

Median home price

**-5.45%**

Median home age

**13.94%**

Annual property tax

**62.6%**

Homes owned

**27.9%**

Homes rented

**9.5%**

Homes vacant

## COMMUNITY

### Religious diversity


**66.7%** Other

**16.8%** Other Christian

**8%** Methodist

**5.3%** Catholic

**3.2%** Baptist




**Crime rate**  
(per 100,000)




**4**

**Average age**



**38**

**Political majority**



**Democrat**

## LOCALE

### Unemployment

**13%**

### Occupation

**7.3%** Management, business, Art & Sciences

**27.7%** Sales & Office Occupations

**21%** Service Occupation

**13%** Production, transportation & Material Moving

**10.3%** Natural Resources, Construction & Maintenance

### Education

Student teacher ratio **1:14**



**72%**

High school diploma

**6%**

Some college or associates degree

**8%**

Bachelors degree

**4%**

Graduate or professional degree

## TRANSIT

### Average commute time Daily breakdown: by transport type

**25**

Min

Boston Average

**26**

Min

National Average

**0%**



Public Transportation

**80%**



Car

**14%**



Carpool

**2%**



Work at Home