



CENTER LINE, MI

[Click to view full report.](#)

CITY INFO

Population: **8,120**

Male
46%

Female
54%

Married
46%

Single
54%

City rating

This rating is a weighted average of commute time, crime rate, population, median salary, and more.



Overall value

This score adds annual household income and cost of living to the city rating.



Density (Population per mile²)

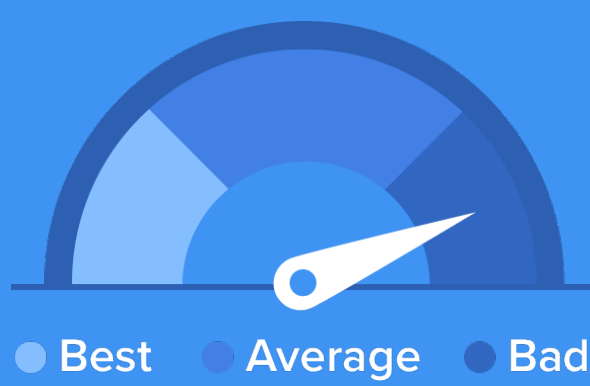
Compared to New York, Center Line has a low population density. Center Line is perfect for those who want to be in the city without constantly rubbing shoulders.

4,675
CENTER LINE

27,441
NEW YORK

RESIDENCE

Air quality



Weather



Condition

51°F average temperature


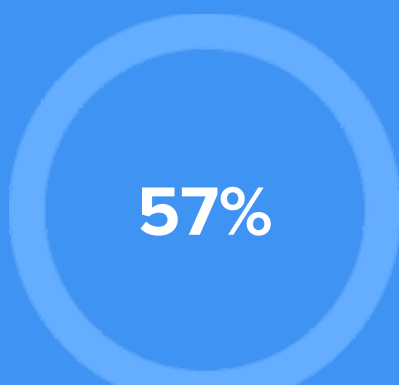


52 years
Median home age

\$62,170
Median home price

-18.41%
Median home age

13.13%
Annual property tax



COMMUNITY

Religious diversity

- 60.7%** Other
- 29.7%** Catholic
- 4.8%** Lutheran
- 3.4%** Other Christian
- 1.5%** Pentecostal




Crime rate
(per 100,000)




5

Average age



42

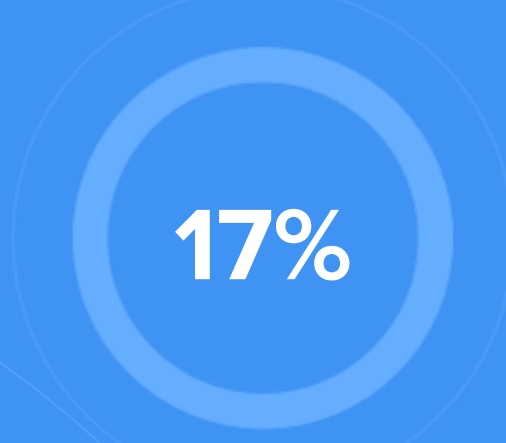
Political majority



Democrat

LOCALE

Unemployment




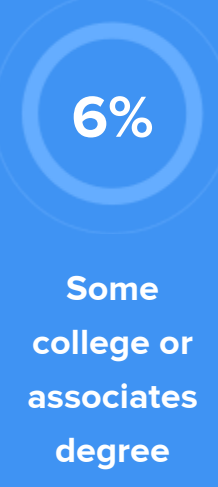

Education

Student teacher ratio **1:17**



Occupation

- 8.3%** Management, business, Art & Sciences
- 29.5%** Sales & Office Occupations
- 18.6%** Service Occupation
- 20.1%** Production, transportation & Material Moving
- 13%** Natural Resources, Construction & Maintenance



TRANSIT

Average commute time Daily breakdown: by transport type

