



# CENTRAL ISLIP, NY

[Click to view full report.](#)

## CITY INFO

Population: **32,080**

**Male**  
50%

**Female**  
50%

**Married**  
52%

**Single**  
48%

### City rating

This rating is a weighted average of commute time, crime rate, population, median salary, and more.



### Overall value

This score adds annual household income and cost of living to the city rating.



### Density (Population per mile<sup>2</sup>)

Compared to New York, Central Islip has a low population density. Central Islip is perfect for those who want to be in the city without constantly rubbing shoulders.

**4,416**  
CENTRAL ISLIP

**27,441**  
NEW YORK

## RESIDENCE

### Air quality



### Weather



### Condition

**53°F** average temperature



**39 years**  
Median home age

**\$268,190**  
Median home price

**-8.36%**  
Median home age

**26.26%**  
Annual property tax

**69.6%**

Homes owned

**25.9%**

Homes rented

**4.6%**

Homes vacant

## COMMUNITY

### Religious diversity


**50.9%** Catholic

**39.4%** Other

**6.3%** Jewish

**2.1%** Lutheran

**1.4%** Other Christian




**Crime rate**  
(per 100,000)




**5**

**Average age**



**35**

**Political majority**



**Democrat**

## LOCALE

### Unemployment

**7%**

### Occupation

**8.2%** Management, business, Art & Sciences

**29.1%** Sales & Office Occupations

**18.5%** Service Occupation

**20.4%** Production, transportation & Material Moving

**9.6%** Natural Resources, Construction & Maintenance

### Education

Student teacher ratio **1:13**



**75%**

High school diploma

**7%**

Some college or associates degree

**9%**

Bachelors degree

**6%**

Graduate or professional degree

## TRANSIT

### Average commute time Daily breakdown: by transport type

**32**  
Min

Boston Average

**26**  
Min

National Average

**7%**



Public Transportation

**70%**



Car

**17%**



Carpool

**1%**



Work at Home