



CENTRAL POINT

, OR

[Click to view full report.](#)

CITY INFO

Population: 16,743

Male
48%

Female
52%

Married
64%

Single
36%

City rating

This rating is a weighted average of commute time, crime rate, population, median salary, and more.



Overall value

This score adds annual household income and cost of living to the city rating.



Density (Population per mile²)

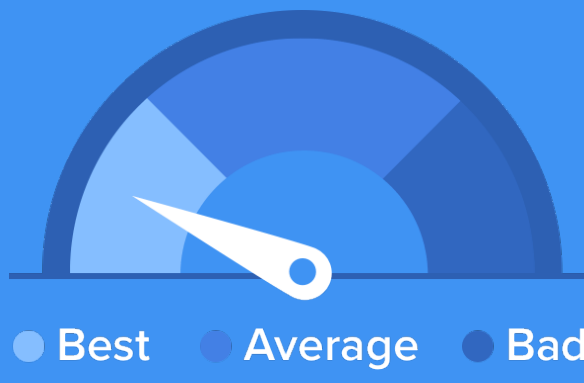
Compared to New York, Central Point has a low population density. Central Point is perfect for those who want to be in the city without constantly rubbing shoulders.

5,459
CENTRAL POINT

27,441
NEW YORK

RESIDENCE

Air quality



Weather



Condition

60°F average temperature



14 years

Median home age

\$176,620

Median home price

-15.09%

Home appreciation rate

10.16%

Annual property tax

68.1%

Homes owned

28%

Homes rented


3.9%

Homes vacant

COMMUNITY

Religious diversity

- 84%** Other
- 5.8%** Catholic
- 4.3%** Other Christian
- 3.6%** Mormon
- 2.4%** Pentecostal




Crime rate
(per 100,000)




2

Average age



36

Political majority



Republican

LOCALE

Unemployment

11%

Occupation

- 12.2%** Management, business, Art & Sciences
- 30.3%** Sales & Office Occupations
- 16.5%** Service Occupation
- 14.8%** Production, transportation & Material Moving
- 10.8%** Natural Resources, Construction & Maintenance

Education

Student teacher ratio **1:23**



87%

High school diploma

6%

Some college or associates degree

12%

Bachelors degree

3%

Graduate or professional degree

TRANSIT

Average commute time Daily breakdown: by transport type

18

Min

Boston Average

26

Min

National Average

0%



Public Transportation

85%



Car

10%



Carpool

4%



Work at Home