



CHINO, CA

[Click to view full report.](#)

CITY INFO

Population: **84,955**

Male
55%

Female
45%

Married
63%

Single
37%

City rating

This rating is a weighted average of commute time, crime rate, population, median salary, and more.



Overall value

This score adds annual household income and cost of living to the city rating.



Density (Population per mile²)

Compared to New York, Chino has a very low population density. Chino is perfect for those who like a quiet city.

4,036
CHINO

27,441
NEW YORK

RESIDENCE

Air quality



Weather



Condition

65°F average temperature



28 years

Median home age

\$273,540

Median home price

-14.27%

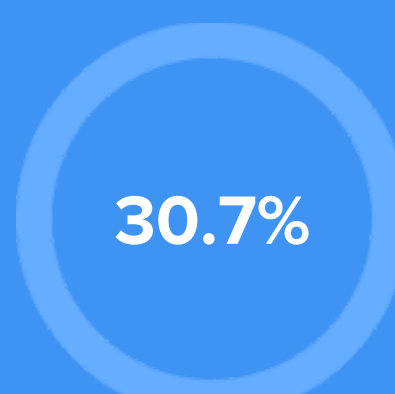
Median home age

9.16%

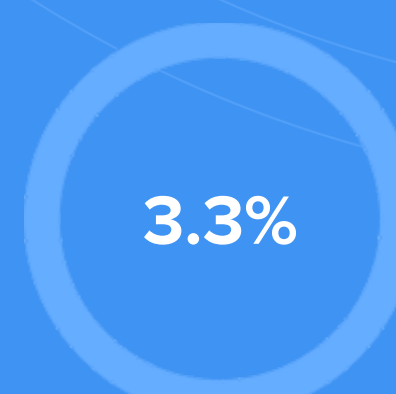
Annual property tax



Homes owned



Homes rented



Homes vacant

COMMUNITY

Religious diversity

63.2% Other

26.4% Catholic

4.3% Other Christian

3.9% Baptist

2.2% Mormon




Crime rate
(per 100,000)




5

Average age



31

Political majority



Democrat

LOCALE

Unemployment

13%

Occupation

13.8% Management, business, Art & Sciences

29.1% Sales & Office Occupations

13.5% Service Occupation

18.1% Production, transportation & Material Moving

9.2% Natural Resources, Construction & Maintenance

Education

Student teacher ratio **1:24**



71%

High school diploma

7%

Some college or associates degree

10%

Bachelors degree

3%

Graduate or professional degree

TRANSIT

Average commute time Daily breakdown: by transport type

34
Min

26
Min

National Average

1%



Public Transportation

74%



Car

17%



Carpool

3%



Work at Home