



CICERO, NY

[Click to view full report.](#)

CITY INFO

Population: **30,290**

Male
49%

Female
51%

Married
64%

Single
36%

City rating

This rating is a weighted average of commute time, crime rate, population, median salary, and more.



Overall value

This score adds annual household income and cost of living to the city rating.



Density (Population per mile²)

Compared to New York, Cicero has a very low population density. Cicero is perfect for those who like a quiet city.

625
CICERO

27,441
NEW YORK

RESIDENCE

Air quality



Weather



Condition

49°F average temperature



33 years

Median home age

\$125,040

Median home price

-6.43%

Median home age

30.83%

Annual property tax

75.9%

Homes owned

18.4%

Homes rented

5.7%

Homes vacant

COMMUNITY

Religious diversity


58.1% Other

31.9% Catholic

4.2% Methodist

4% Other Christian

1.8% Jewish




Crime rate
(per 100,000)




1

Average age



38

Political majority



Democrat

LOCALE

Unemployment

7%

Occupation

13.3% Management, business, Art & Sciences

31.7% Sales & Office Occupations


11.9% Service Occupation

14.9% Production, transportation & Material Moving

8.6% Natural Resources, Construction & Maintenance

Education

Student teacher ratio **1:13**



87%

High school diploma

14%

Some college or associates degree

15%

Bachelors degree

7%

Graduate or professional degree

TRANSIT

Average commute time Daily breakdown: by transport type

22
Min

Boston Average

26
Min

National Average

0%



Public Transportation

88%



Car

8%



Carpool

3%



Work at Home