



# COMMACK, NY

[Click to view full report.](#)

## CITY INFO

Population: **35,144**

**Male**  
49%

**Female**  
51%

**Married**  
70%

**Single**  
30%

### City rating

This rating is a weighted average of commute time, crime rate, population, median salary, and more.



### Overall value

This score adds annual household income and cost of living to the city rating.



### Density (Population per mile<sup>2</sup>)

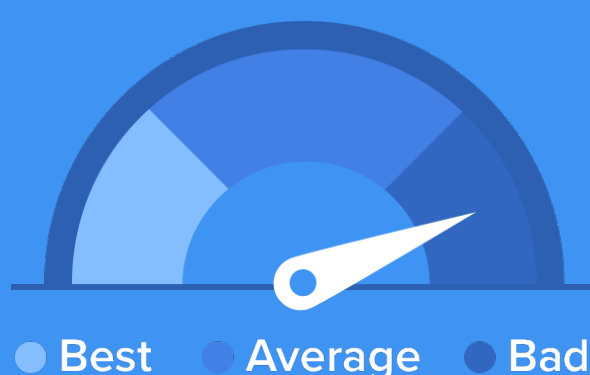
Compared to New York, Commack has a very low population density. Commack is perfect for those who like a quiet city.

**2,914**  
COMMACK

**27,441**  
NEW YORK

## RESIDENCE

### Air quality



### Weather



### Condition

**53°F** average temperature



**44 years**

Median home age

**\$414,320**

Median home price

**-4.36%**

Median home age

**26.26%**

Annual property tax

**92.2%**

Homes owned

**6.7%**

Homes rented

**1.1%**

Homes vacant

## COMMUNITY

### Religious diversity


**50.9%** Catholic

**39.4%** Other

**6.3%** Jewish

**2.1%** Lutheran

**1.4%** Other Christian




**Crime rate**  
(per 100,000)



**5**

**Average age**



**41**

**Political majority**



**Democrat**

## LOCALE

### Unemployment

**7%**

### Occupation

**18.8%** Management, business, Art & Sciences

**29.8%** Sales & Office Occupations

**11.1%** Service Occupation

**6%** Production, transportation & Material Moving

**7.2%** Natural Resources, Construction & Maintenance

### Education

Student teacher ratio **1:12**



**93%**

High school diploma

**8%**

Some college or associates degree

**23%**

Bachelors degree

**15%**

Graduate or professional degree

## TRANSIT

### Average commute time Daily breakdown: by transport type

**36**  
Min

Boston Average

**26**  
Min

National Average

**7%**



Public Transportation

**81%**



Car

**7%**



Carpool

**3%**



Work at Home