



DECATUR, IL

[Click to view full report.](#)

CITY INFO

Population: **75,622**

Male
47%

Female
53%

Married
53%

Single
47%

City rating

This rating is a weighted average of commute time, crime rate, population, median salary, and more.



Overall value

This score adds annual household income and cost of living to the city rating.



Density (Population per mile²)

Compared to New York, Decatur has a very low population density. Decatur is perfect for those who like a quiet city.

1,820
DECATUR

27,441
NEW YORK

RESIDENCE

Air quality



Weather



Condition

54°F average temperature



49 years
Median home age

\$76,030
Median home price

1.31%
Median home age

17.29%
Annual property tax

58.3%

Homes owned

29.1%

Homes rented

12.7%

Homes vacant

COMMUNITY

Religious diversity


64.5% Other

13.5% Other Christian

9.5% Catholic

6.8% Baptist

5.7% Lutheran




Crime rate
(per 100,000)




7

Average age



38

Political majority



Republican

LOCALE

Unemployment

14%

Occupation

9.9% Management, business, Art & Sciences

26.6% Sales & Office Occupations

16.9% Service Occupation

19.9% Production, transportation & Material Moving

8.9% Natural Resources, Construction & Maintenance

Education

Student teacher ratio **1:19**



81%

High school diploma

5%

Some college or associates degree

11%

Bachelors degree

6%

Graduate or professional degree

TRANSIT

Average commute time Daily breakdown: by transport type

19
Min

Boston Average

26
Min

National Average

1% Public Transportation

82% Car

11% Carpool

2% Work at Home