



# DONORA, PA

[Click to view full report.](#)

## CITY INFO

Population: **5,214**

Male **46%**

Female **54%**

Married **49%**

Single **51%**


### City rating

This rating is a weighted average of commute time, crime rate, population, median salary, and more.



### Overall value

This score adds annual household income and cost of living to the city rating.



### Density (Population per mile<sup>2</sup>)

Compared to New York, Donora has a very low population density. Donora is perfect for those who like a quiet city.

**2,743**

DONORA

**27,441**

NEW YORK

## RESIDENCE

### Air quality



### Weather



### Condition

**55°F** average temperature



**314 years**

Median home age

**\$37,820**

Median home price

**-7.08%**

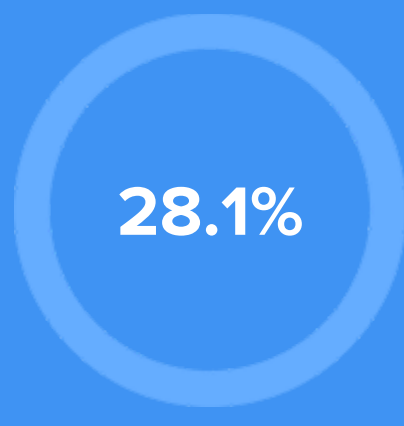
Home appreciation rate

**14.39%**

Annual property tax



Homes owned



Homes rented



Homes vacant

## COMMUNITY

### Religious diversity


**48.7%** Other

**35.4%** Catholic

**5.9%** Presbyterian

**5.3%** Methodist

**4.7%** Other Christian




**Crime rate**  
(per 100,000)




**7**

**Average age**



**43**

**Political majority**



**Republican**

## LOCALE

### Unemployment



### Occupation

- 7%** Management, business, Art & Sciences
- 25.9%** Sales & Office Occupations
- 20%** Service Occupation
- 20.3%** Production, transportation & Material Moving
- 10.3%** Natural Resources, Construction & Maintenance

### Education

Student teacher ratio **1:14**



**80%**

High school diploma

**7%**

Some college or associates degree

**7%**

Bachelors degree

**5%**

Graduate or professional degree

## TRANSIT

### Average commute time Daily breakdown: by transport type

