



DOWNEY, CA

[Click to view full report.](#)

CITY INFO

Population: **110,488**

Male
49%

Female
51%

Married
55%

Single
45%

City rating

This rating is a weighted average of commute time, crime rate, population, median salary, and more.



Overall value

This score adds annual household income and cost of living to the city rating.



Density (Population per mile²)

Compared to New York, Downey has a low population density. Downey is perfect for those who want to be in the city without constantly rubbing shoulders.

8,897
DOWNEY

27,441
NEW YORK

RESIDENCE

Air quality



Weather



Condition

68°F average temperature



49 years

Median home age

\$355,010

Median home price

-12.98%

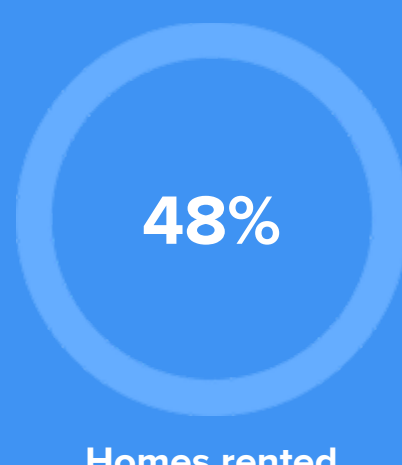
Median home age

7.73%

Annual property tax



Homes owned



Homes rented



Homes vacant

COMMUNITY

Religious diversity


48.9% Other

40.8% Catholic

4.8% Jewish

3.4% Other Christian

2.1% Baptist




Crime rate
(per 100,000)




5

Average age



34

Political majority



Democrat

LOCALE

Unemployment

10%

Occupation

12.4% Management, business, Art & Sciences

33.3% Sales & Office Occupations

12.4% Service Occupation

16.8% Production, transportation & Material Moving

8.8% Natural Resources, Construction & Maintenance

Education

Student teacher ratio **1:23**



72%

High school diploma

7%

Some college or associates degree

12%

Bachelors degree

5%

Graduate or professional degree

TRANSIT

Average commute time Daily breakdown: by transport type

31
Min

Boston Average

26
Min

National Average

3%



Public Transportation

75%



Car

17%



Carpool

3%



Work at Home