



# DUMONT, NJ

[Click to view full report.](#)

## CITY INFO

Population: **16,993**

**Male**  
49%

**Female**  
51%

**Married**  
61%

**Single**  
39%

### City rating

This rating is a weighted average of commute time, crime rate, population, median salary, and more.



### Overall value

This score adds annual household income and cost of living to the city rating.



### Density (Population per mile<sup>2</sup>)

Compared to New York, Dumont has a low population density. Dumont is perfect for those who want to be in the city without constantly rubbing shoulders.

**8,556**

DUMONT

**27,441**

NEW YORK

## RESIDENCE

### Air quality



### Weather



### Condition

**54°F** average temperature



**57 years**

Median home age

**\$336,400**

Median home price

**-8.3%**

Median home age

**21.97%**

Annual property tax

**72.7%**

Homes owned

**25.2%**

Homes rented

**2.1%**

Homes vacant

## COMMUNITY

### Religious diversity


**52.6%** Catholic

**33%** Other

**8.1%** Jewish

**5.1%** Other Christian

**1.2%** Lutheran




**Crime rate**  
(per 100,000)




**2**

**Average age**



**41**

**Political majority**



**Democrat**

## LOCALE

### Unemployment

**8%**

### Occupation

**15.7%** Management, business, Art & Sciences

**31.7%** Sales & Office Occupations

**12.8%** Service Occupation

**9%** Production, transportation & Material Moving

**8.6%** Natural Resources, Construction & Maintenance

### Education

Student teacher ratio **1:14**



**88%**

High school diploma

**6%**

Some college or associates degree

**19%**

Bachelors degree

**8%**

Graduate or professional degree

## TRANSIT

### Average commute time Daily breakdown: by transport type

**33**

Min

Boston Average

**26**

Min

National Average

**10%**



Public Transportation

**79%**



Car

**7%**



Carpool

**2%**



Work at Home