



# DUNBAR, PA

[Click to view full report.](#)

## CITY INFO

Population: **1,056**

**Male**  
46%

**Female**  
54%

**Married**  
51%

**Single**  
49%

### City rating

This rating is a weighted average of commute time, crime rate, population, median salary, and more.



### Overall value

This score adds annual household income and cost of living to the city rating.



### Density (Population per mile<sup>2</sup>)

Compared to New York, Dunbar has a very low population density. Dunbar is perfect for those who like a quiet city.

**1,627**  
DUNBAR

**27,441**  
NEW YORK

## RESIDENCE

### Air quality



● Best ● Average ● Bad

### Weather



### Condition

**53°F** average temperature

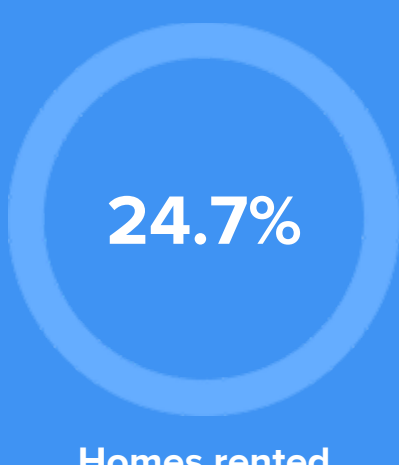


**63 years**  
Median home age

**\$72,760**  
Median home price

**1.23%**  
Home appreciation rate


**10.86%**  
Annual property tax



## COMMUNITY

### Religious diversity

- 59.9%** Other
- 24%** Catholic
- 7.4%** Other Christian
- 6%** Methodist
- 2.8%** Baptist




**Crime rate**  
(per 100,000)




**1**

**Average age**



**43**

**Political majority**



**Republican**

## LOCALE

### Unemployment



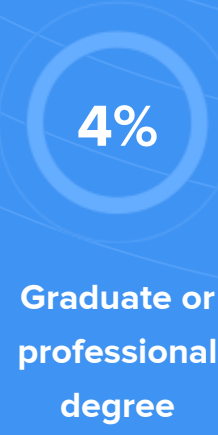
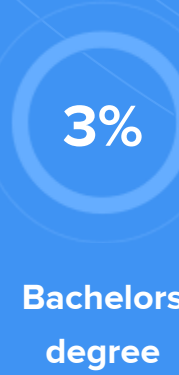


### Education

Student teacher ratio **1:16**



### Occupation

- 6%** Management, business, Art & Sciences
- 24%** Sales & Office Occupations
- 16.7%** Service Occupation
- 29.1%** Production, transportation & Material Moving
- 16.4%** Natural Resources, Construction & Maintenance



## TRANSIT

### Average commute time Daily breakdown: by transport type

