



# EAST BRUNSWICK, NJ

[Click to view full report.](#)

## CITY INFO

**Population:** 47,371

**Male**  
49%

**Female**  
51%

**Married**  
67%

**Single**  
33%

### City rating

This rating is a weighted average of commute time, crime rate, population, median salary, and more.



### Overall value

This score adds annual household income and cost of living to the city rating.



### Density (Population per mile<sup>2</sup>)

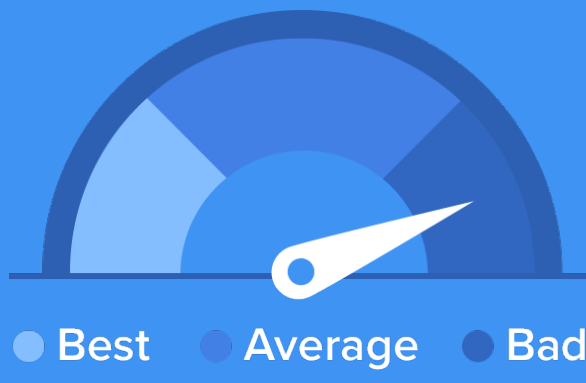
Compared to New York, East Brunswick has a very low population density. East Brunswick is perfect for those who like a quiet city.

**2,158**  
EAST BRUNSWICK

**27,441**  
NEW YORK

## RESIDENCE

### Air quality



### Weather



### Condition

**54°F** average temperature



**35 years**  
Median home age

**\$307,200**  
Median home price

**-5.97%**  
Median home age

**23.65%**  
Annual property tax

**82.6%**

Homes owned

**15.5%**

Homes rented


**1.9%**

Homes vacant

## COMMUNITY

### Religious diversity

- 47.1%** Other
- 44.3%** Catholic
- 5.1%** Jewish
- 2.3%** Other Christian
- 1.1%** Islam




**Crime rate**  
(per 100,000)




**5**

**Average age**



**40**

**Political majority**



**Democrat**

## LOCALE

### Unemployment

**8%**

### Occupation

- 19.3%** Management, business, Art & Sciences
- 29.7%** Sales & Office Occupations
- 7.8%** Service Occupation
- 7.2%** Production, transportation & Material Moving
- 5.5%** Natural Resources, Construction & Maintenance

### Education

Student teacher ratio **1:12**



**92%**

High school diploma

**6%**

Some college or associates degree

**28%**

Bachelors degree

**20%**

Graduate or professional degree

## TRANSIT

### Average commute time Daily breakdown: by transport type

**40**  
Min

Boston Average

**26**  
Min

National Average

**10%** Public Transportation

**76%** Car

**9%** Carpool

**3%** Work at Home