



# EAST LIVERPOOL OH

[Click to view full report.](#)

## CITY INFO

Population: **11,871**

**Male**  
47%

**Female**  
53%

**Married**  
56%

**Single**  
44%

### City rating

This rating is a weighted average of commute time, crime rate, population, median salary, and more.



### Overall value

This score adds annual household income and cost of living to the city rating.



### Density (Population per mile<sup>2</sup>)

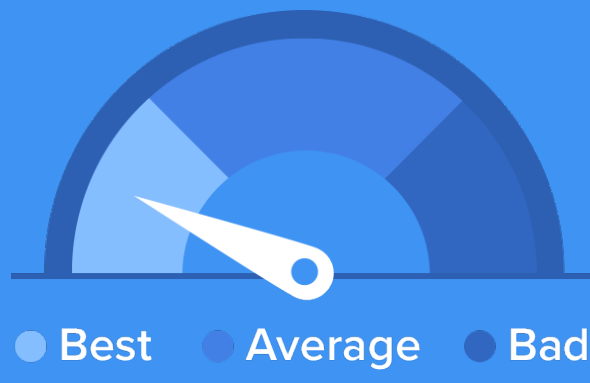
Compared to New York, East Liverpool has a very low population density. East Liverpool is perfect for those who like a quiet city.

**2,730**  
EAST LIVERPOOL

**27,441**  
NEW YORK

## RESIDENCE

### Air quality



### Weather



### Condition

**53°F** average temperature

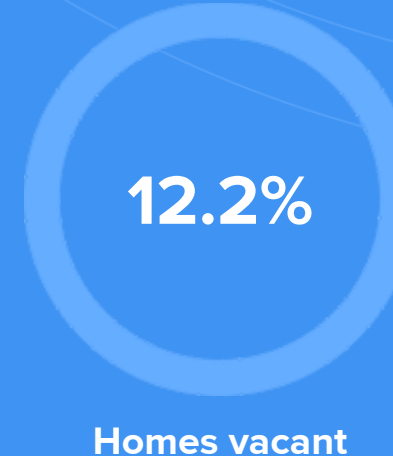
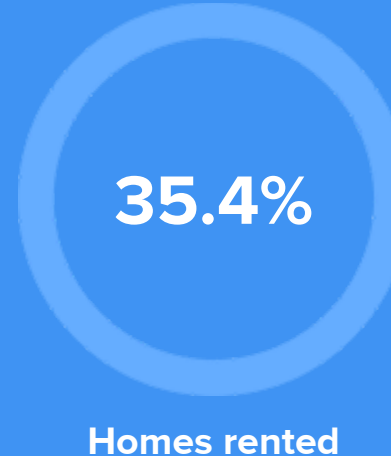


**67 years**  
Median home age

**\$43,460**  
Median home price

**-28.04%**  
Home appreciation rate


**10.45%**  
Annual property tax



## COMMUNITY

### Religious diversity

- 67.5%** Other
- 12.2%** Other Christian
- 11.5%** Catholic
- 5.1%** Methodist
- 3.8%** Presbyterian




**Crime rate**  
(per 100,000)




**4**

**Average age**



**38**

**Political majority**



**Republican**

## LOCALE

### Unemployment

**13%**

### Occupation

- 4.3%** Management, business, Art & Sciences
- 23.1%** Sales & Office Occupations
- 24.9%** Service Occupation
- 27%** Production, transportation & Material Moving
- 9.2%** Natural Resources, Construction & Maintenance

### Education

Student teacher ratio **1:14**



**74%**

High school diploma

**5%**

Some college or associates degree

**5%**

Bachelors degree

**3%**

Graduate or professional degree

## TRANSIT

### Average commute time Daily breakdown: by transport type

**23**  
Min

Boston Average

**26**  
Min

National Average

**2%**



Public Transportation

**78%**



Car

**15%**



Carpool

**1%**



Work at Home