



EAST PEORIA, IL

[Click to view full report.](#)

CITY INFO

Population: **22,907**

Male
48%

Female
52%

Married
60%

Single
40%

City rating

This rating is a weighted average of commute time, crime rate, population, median salary, and more.



Overall value

This score adds annual household income and cost of living to the city rating.



Density (Population per mile²)

Compared to New York, East Peoria has a very low population density. East Peoria is perfect for those who like a quiet city.

1,218
EAST PEORIA

27,441
NEW YORK

RESIDENCE

Air quality



Weather



Condition

50°F average temperature



44 years
Median home age

\$140,780
Median home price

0.88%
Median home age

18.5%
Annual property tax

69.4%

Homes owned

24.9%

Homes rented


5.7%

Homes vacant

COMMUNITY

Religious diversity

- 64.1%** Other
- 14%** Other Christian
- 11.2%** Catholic
- 6.2%** Lutheran
- 4.6%** Baptist




Crime rate
(per 100,000)




6

Average age



41

Political majority



Republican

LOCALE

Unemployment

12%

Occupation

- 9.9%** Management, business, Art & Sciences
- 31.1%** Sales & Office Occupations
- 15.7%** Service Occupation
- 17.1%** Production, transportation & Material Moving
- 9.9%** Natural Resources, Construction & Maintenance

Education

Student teacher ratio **1:15**



82%

High school diploma

7%

Some college or associates degree

11%

Bachelors degree

4%

Graduate or professional degree

TRANSIT

Average commute time Daily breakdown: by transport type

20
Min

Boston Average

26
Min

National Average

1% Public Transportation

87% Car

8% Carpool

2% Work at Home