



FOREST PARK, IL

[Click to view full report.](#)

CITY INFO

Population: **14,903**

Male
48%

Female
52%

Married
44%

Single
56%

City rating

This rating is a weighted average of commute time, crime rate, population, median salary, and more.



Overall value

This score adds annual household income and cost of living to the city rating.



Density (Population per mile²)

Compared to New York, Forest Park has a low population density. Forest Park is perfect for those who want to be in the city without constantly rubbing shoulders.

6,156
FOREST PARK

27,441
NEW YORK

RESIDENCE

Air quality



Weather



Condition

51°F average temperature

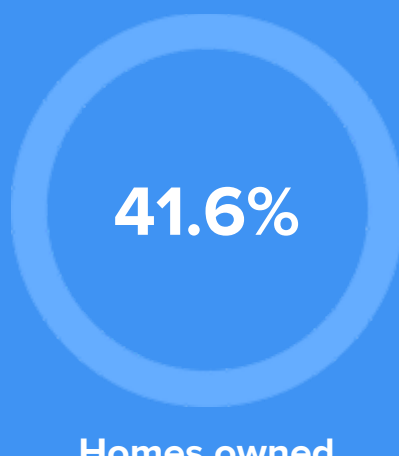


56 years
Median home age

\$184,440
Median home price

-5.32%
Median home age


16.1%
Annual property tax



COMMUNITY

Religious diversity

- 49.9%** Other
- 39.3%** Catholic
- 5%** Other Christian
- 3.7%** Jewish
- 2.1%** Islam




Crime rate
(per 100,000)




6

Average age



39


Political majority



Democrat

LOCALE

Unemployment

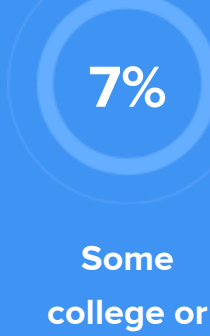



Occupation

- 12.8%** Management, business, Art & Sciences
- 29.1%** Sales & Office Occupations
- 14%** Service Occupation
- 10.8%** Production, transportation & Material Moving
- 6.4%** Natural Resources, Construction & Maintenance

Education

Student teacher ratio **1:14**



TRANSIT

Average commute time Daily breakdown: by transport type

