



# GEORGETOWN, SC

[Click to view full report.](#)

## CITY INFO

**Population:** 8,365

**Male**  
46%

**Female**  
54%

**Married**  
51%

**Single**  
49%

### City rating

This rating is a weighted average of commute time, crime rate, population, median salary, and more.



### Overall value

This score adds annual household income and cost of living to the city rating.



### Density (Population per mile<sup>2</sup>)

Compared to New York, Georgetown has a very low population density. Georgetown is perfect for those who like a quiet city.

**1,279**  
GEORGETOWN

**27,441**  
NEW YORK

## RESIDENCE

### Air quality



### Weather



### Condition

**64°F** average temperature

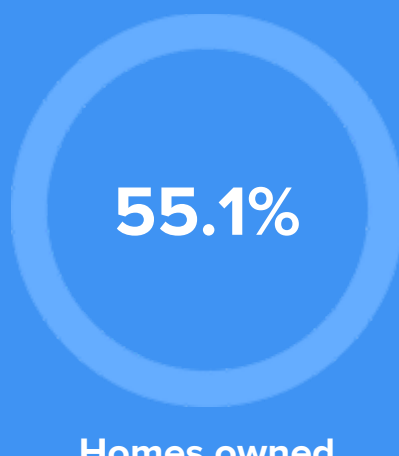


**43 years**  
Median home age

**\$93,360**  
Median home price

**-9.81%**  
Home appreciation rate

**4.47%**  
Annual property tax



## COMMUNITY

### Religious diversity


**65.5%** Other

**15.2%** Baptist

**8.6%** Methodist

**6%** Pentecostal

**4.8%** Catholic




**Crime rate**  
(per 100,000)




**9**

**Average age**



**35**

**Political majority**



**Republican**

## LOCALE

### Unemployment

**13%**

### Occupation

**6.5%** Management, business, Art & Sciences

**26.6%** Sales & Office Occupations

**19.6%** Service Occupation

**20.3%** Production, transportation & Material Moving

**11%** Natural Resources, Construction & Maintenance

### Education

Student teacher ratio **1:11**



**69%**

High school diploma

**6%**

Some college or associates degree

**10%**

Bachelors degree

**5%**

Graduate or professional degree

## TRANSIT

### Average commute time Daily breakdown: by transport type

**23**  
Min

Boston Average

**26**  
Min

National Average

**2%**



Public Transportation

**68%**



Car

**22%**



Carpool

**2%**



Work at Home