



# GLOVERSVILLE, NY

[Click to view full report.](#)

## CITY INFO

**Population:** 14,979

**Male**  
47%

**Female**  
53%

**Married**  
51%

**Single**  
49%

### City rating

This rating is a weighted average of commute time, crime rate, population, median salary, and more.



### Overall value

This score adds annual household income and cost of living to the city rating.



### Density (Population per mile<sup>2</sup>)

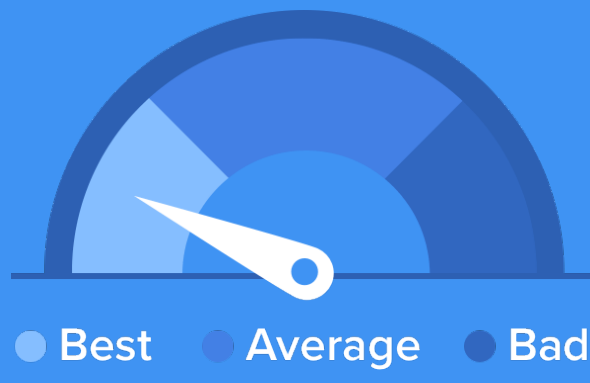
Compared to New York, Gloversville has a very low population density. Gloversville is perfect for those who like a quiet city.

**2,942**  
GLOVERSVILLE

**27,441**  
NEW YORK

## RESIDENCE

### Air quality



### Weather



### Condition

**46°F** average temperature

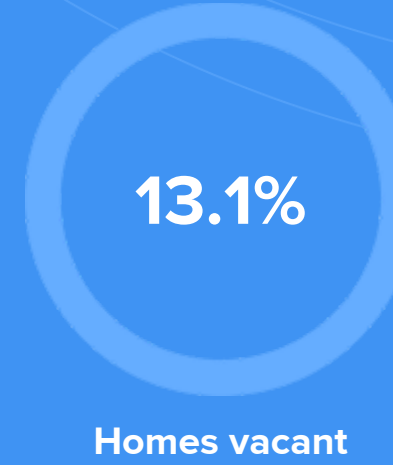
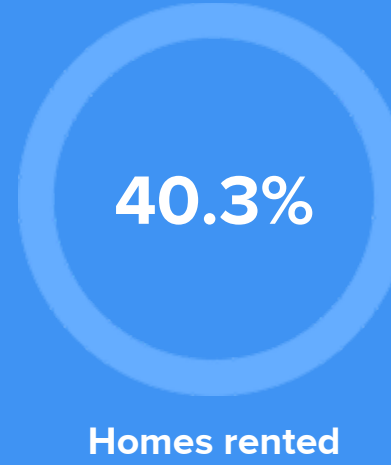
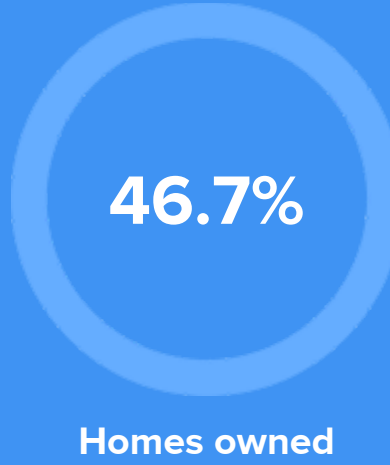


**521 years**  
Median home age

**\$75,540**  
Median home price

**3.24%**  
Home appreciation rate


**27.7%**  
Annual property tax



## COMMUNITY

### Religious diversity


- 62.5% Other
- 24.6% Catholic
- 7.2% Methodist
- 3.7% Other Christian
- 2% Lutheran




**Crime rate**  
(per 100,000)



**Average age**



**Political majority**



## LOCALE

### Unemployment

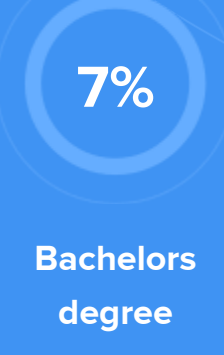
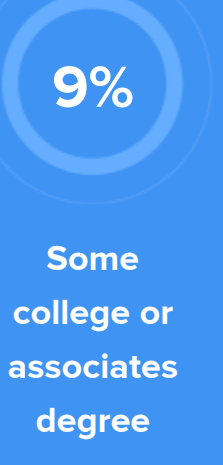




### Occupation

- 8.8% Management, business, Art & Sciences
- 23.6% Sales & Office Occupations
- 18% Service Occupation
- 27% Production, transportation & Material Moving
- 7.7% Natural Resources, Construction & Maintenance

### Education

Student teacher ratio **1:13**



## TRANSIT

### Average commute time Daily breakdown: by transport type

