



GROSSE ILE, MI

[Click to view full report.](#)

CITY INFO

Population: 9,926

Male
50%

Female
50%

Married
72%

Single
28%

City rating

This rating is a weighted average of commute time, crime rate, population, median salary, and more.



Overall value

This score adds annual household income and cost of living to the city rating.



Density (Population per mile²)

Compared to New York, Grosse Ile has a very low population density. Grosse Ile is perfect for those who like a quiet city.

1,033
GROSSE ILE

27,441
NEW YORK

RESIDENCE

Air quality



Weather



Condition

50°F average temperature

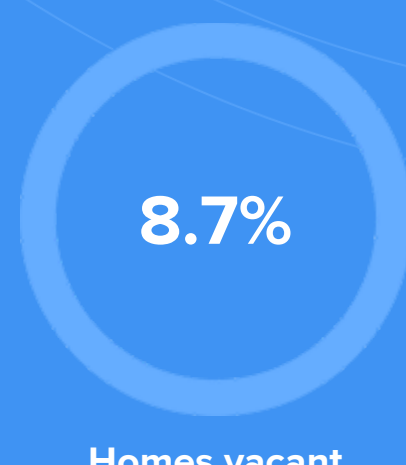


39 years
Median home age

\$161,770
Median home price

-12.13%
Median home age

15.5%
Annual property tax



COMMUNITY

Religious diversity


70.2% Other

20.5% Catholic

4.2% Other Christian

2.8% Islam

2.3% Lutheran




Crime rate
(per 100,000)




4

Average age



47

Political majority



Democrat

LOCALE

Unemployment

18%

Occupation

22.5% Management, business, Art & Sciences

21.1% Sales & Office Occupations

9.3% Service Occupation

7.6% Production, transportation & Material Moving

7.8% Natural Resources, Construction & Maintenance

Education

Student teacher ratio **1:17**



94%

High school diploma

9%

Some college or associates degree

26%

Bachelors degree

20%

Graduate or professional degree

TRANSIT

Average commute time Daily breakdown: by transport type

31
Min

Boston Average

26
Min

National Average

0%



Public Transportation

92%



Car

5%



Carpool

2%



Work at Home