



# HADDAM, CT

[Click to view full report.](#)

## CITY INFO

Population: **7,918**

**Male**  
50%

**Female**  
50%

**Married**  
68%

**Single**  
32%

### City rating

This rating is a weighted average of commute time, crime rate, population, median salary, and more.



### Overall value

This score adds annual household income and cost of living to the city rating.



### Density (Population per mile<sup>2</sup>)

Compared to New York, Haddam has a very low population density. Haddam is perfect for those who like a quiet city.

**180**  
HADDAM

**27,441**  
NEW YORK

## RESIDENCE

### Air quality



### Weather



### Condition

**49°F** average temperature



**37 years**

Median home age

**\$230,470**

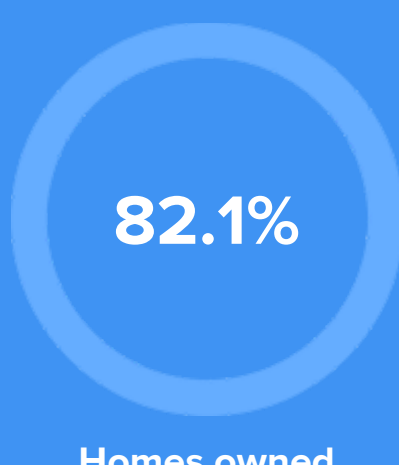
Median home price

**-16.85%**

Median home age

**16.6%**

Annual property tax



Homes owned



Homes rented



Homes vacant

## COMMUNITY

### Religious diversity


**52%** Other

**36.8%** Catholic

**7.9%** Other Christian

**1.7%** Episcopalian

**1.6%** Jewish




**Crime rate**  
(per 100,000)




**4**

**Average age**



**44**

**Political majority**



**Democrat**

## LOCALE

### Unemployment

**6%**

### Occupation

**18.2%** Management, business, Art & Sciences

**21.9%** Sales & Office Occupations

**8.3%** Service Occupation

**14.8%** Production, transportation & Material Moving

**10.6%** Natural Resources, Construction & Maintenance

### Education

Student teacher ratio **1:14**



**92%**

High school diploma

**9%**

Some college or associates degree

**18%**

Bachelors degree

**15%**

Graduate or professional degree

## TRANSIT

### Average commute time Daily breakdown: by transport type

**29**  
Min

Boston Average

**26**  
Min

National Average

**1%** Public Transportation

**86%** Car

**8%** Carpool

**4%** Work at Home