



ILION, NY

[Click to view full report.](#)

CITY INFO

Population: **7,998**

Male **47%**

Female **53%**

Married **53%**

Single **47%**

City rating

This rating is a weighted average of commute time, crime rate, population, median salary, and more.



Overall value

This score adds annual household income and cost of living to the city rating.



Density (Population per mile²)

Compared to New York, Ilion has a very low population density. Ilion is perfect for those who like a quiet city.

3,229
ILION

27,441
NEW YORK

RESIDENCE

Air quality



Weather



Condition

49°F average temperature



279 years
Median home age

\$66,820
Median home price

-5.38%
Home appreciation rate

22.37%
Annual property tax

56.6%

Homes owned

37.6%

Homes rented

5.8%

Homes vacant

COMMUNITY

Religious diversity


52.1% Other

36.4% Catholic

5.3% Methodist

3.2% Other Christian

3% Baptist




Crime rate
(per 100,000)




5

Average age



37

Political majority



Republican

LOCALE

Unemployment

8%

Occupation

8.7% Management, business, Art & Sciences

31.5% Sales & Office Occupations

17.7% Service Occupation

14.9% Production, transportation & Material Moving

8.7% Natural Resources, Construction & Maintenance

Education

Student teacher ratio **1:14**



80%

High school diploma

13%

Some college or associates degree

12%

Bachelors degree

6%

Graduate or professional degree

TRANSIT

Average commute time Daily breakdown: by transport type

23
Min

Boston Average

26
Min

National Average

1% Public Transportation

75% Car

15% Carpool

1% Work at Home