



KENDALL PARK, NJ

[Click to view full report.](#)

CITY INFO

Population: 8,956

Male
49%

Female
51%

Married
69%

Single
31%

City rating

This rating is a weighted average of commute time, crime rate, population, median salary, and more.



Overall value

This score adds annual household income and cost of living to the city rating.



Density (Population per mile²)

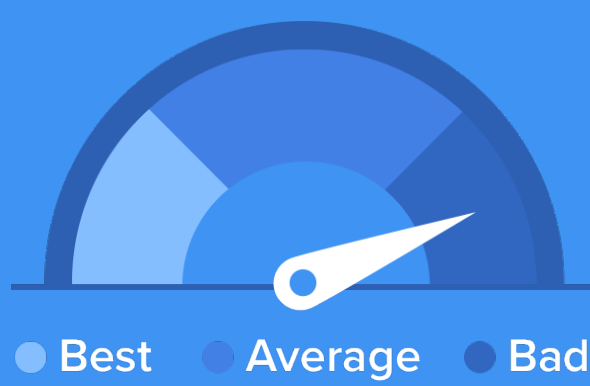
Compared to New York, Kendall Park has a very low population density. Kendall Park is perfect for those who like a quiet city.

2,405
KENDALL PARK

27,441
NEW YORK

RESIDENCE

Air quality



Weather



Condition

54°F average temperature



40 years
Median home age

\$355,310
Median home price

-21.54%
Median home age


23.65%
Annual property tax



COMMUNITY

Religious diversity

- 47.1% Other
- 44.3% Catholic
- 5.1% Jewish
- 2.3% Other Christian
- 1.1% Islam




Crime rate
(per 100,000)




4

Average age



37

Political majority



Democrat

LOCALE

Unemployment

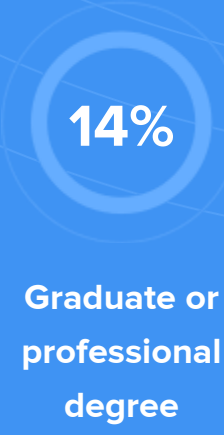
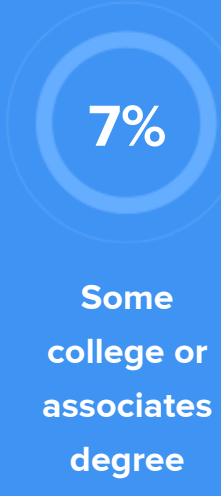



Occupation

- 17.5% Management, business, Art & Sciences
- 27.3% Sales & Office Occupations
- 12.4% Service Occupation
- 8.5% Production, transportation & Material Moving
- 7.4% Natural Resources, Construction & Maintenance

Education

Student teacher ratio **1:13**



TRANSIT

Average commute time Daily breakdown: by transport type

