



# KERMAN, CA

[Click to view full report.](#)

## CITY INFO

Population: **13,018**

Male **50%**

Female **50%**

Married **58%**

Single **42%**

### City rating

This rating is a weighted average of commute time, crime rate, population, median salary, and more.



### Overall value

This score adds annual household income and cost of living to the city rating.



### Density (Population per mile<sup>2</sup>)

Compared to New York, Kerman has a low population density. Kerman is perfect for those who want to be in the city without constantly rubbing shoulders.

**6,016**  
KERMAN

**27,441**  
NEW YORK

## RESIDENCE

### Air quality



### Weather



### Condition

**67°F** average temperature



**18 years**

Median home age

**\$153,650**

Median home price

**-18.52%**

Median home age

**9.53%**

Annual property tax

**57.5%**

Homes owned

**39%**

Homes rented

**3.6%**

Homes vacant

## COMMUNITY

### Religious diversity


**57.9%** Other

**29.7%** Catholic

**4.6%** Other Christian

**4.2%** Baptist

**3.7%** Pentecostal




**Crime rate**  
(per 100,000)




**4**

**Average age**



**29**

**Political majority**



**Republican**

## LOCALE

### Unemployment

**16%**

### Occupation

**8.1%** Management, business, Art & Sciences

**23.4%** Sales & Office Occupations

**16.2%** Service Occupation

**17%** Production, transportation & Material Moving

**6.9%** Natural Resources, Construction & Maintenance

### Education

Student teacher ratio **1:22**



**52%**

High school diploma

**5%**

Some college or associates degree

**5%**

Bachelors degree

**4%**

Graduate or professional degree

## TRANSIT

### Average commute time Daily breakdown: by transport type

**28**

Min

Boston Average

**26**

Min

National Average

**0%**



Public Transportation

**72%**



Car

**19%**



Carpool

**5%**



Work at Home