



KING OF PRUSSIA, PA

[Click to view full report.](#)

CITY INFO

Population: **18,057**

Male **50%**

Female **50%**

Married **59%**

Single **41%**

City rating

This rating is a weighted average of commute time, crime rate, population, median salary, and more.



Overall value

This score adds annual household income and cost of living to the city rating.



Density (Population per mile²)

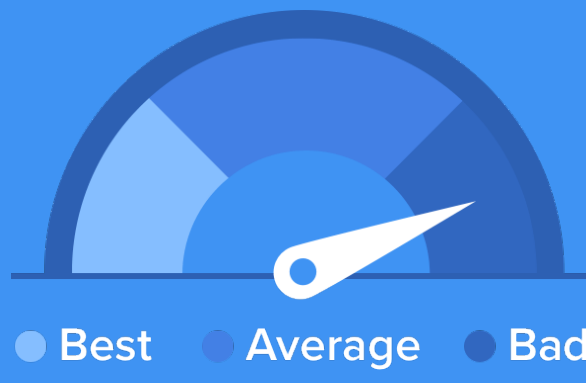
Compared to New York, King of Prussia has a very low population density. King of Prussia is perfect for those who like a quiet city.

2,148
KING OF PRUSSIA

27,441
NEW YORK

RESIDENCE

Air quality



Weather



Condition

55°F average temperature



40 years
Median home age

\$270,070
Median home price

-1.92%
Home appreciation rate

16.8%
Annual property tax

56.1%

Homes owned

37.5%

Homes rented

6.4%

Homes vacant

COMMUNITY

Religious diversity


46.7% Other

35.2% Catholic

7% Jewish

6.2% Other Christian

5% Lutheran




Crime rate
(per 100,000)




4

Average age



41

Political majority



Democrat

LOCALE

Unemployment

7%

Occupation

21.7% Management, business, Art & Sciences

28.9% Sales & Office Occupations

6.9% Service Occupation

5.9% Production, transportation & Material Moving

4% Natural Resources, Construction & Maintenance

Education

Student teacher ratio **1:14**



93%

High school diploma

5%

Some college or associates degree

30%

Bachelors degree

20%

Graduate or professional degree

TRANSIT

Average commute time Daily breakdown: by transport type

26
Min

Boston Average

26
Min

National Average

3% Public Transportation

84% Car

8% Carpool

3% Work at Home