



LAKE FOREST, CA

[Click to view full report.](#)

CITY INFO

Population: **55,770**

Male
49%

Female
51%

Married
59%

Single
41%

City rating

This rating is a weighted average of commute time, crime rate, population, median salary, and more.



Overall value

This score adds annual household income and cost of living to the city rating.



Density (Population per mile²)

Compared to New York, Lake Forest has a low population density. Lake Forest is perfect for those who want to be in the city without constantly rubbing shoulders.

4,464
LAKE FOREST

27,441
NEW YORK

RESIDENCE

Air quality



Weather



Condition

62°F average temperature



29 years

Median home age

\$326,400

Median home price

-11.17%

Median home age

7.36%

Annual property tax



Homes owned



Homes rented



Homes vacant

COMMUNITY

Religious diversity


63.7% Other

28% Catholic

4.1% Other Christian

2.4% Pentecostal

1.8% Mormon




Crime rate
(per 100,000)




3

Average age



38

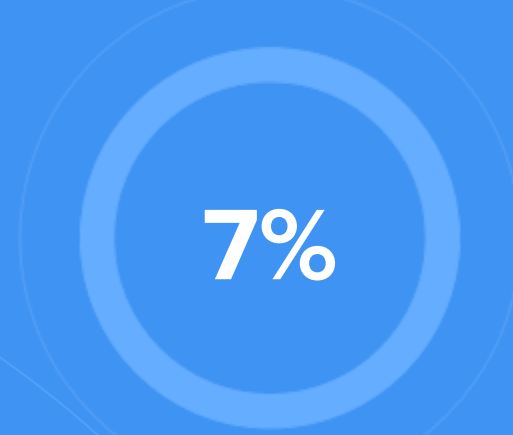
Political majority



Republican

LOCALE

Unemployment



Education

Student teacher ratio **1:23**



Occupation

20.4% Management, business, Art & Sciences

33.2% Sales & Office Occupations

11.7% Service Occupation

7.7% Production, transportation & Material Moving

6% Natural Resources, Construction & Maintenance



High school diploma



Some college or associates degree



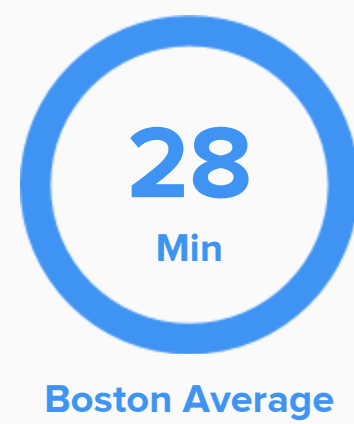
Bachelors degree



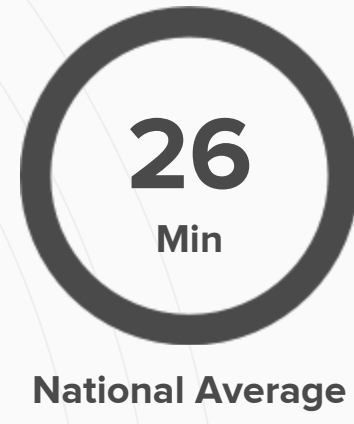
Graduate or professional degree

TRANSIT

Average commute time Daily breakdown: by transport type



Boston Average



National Average

