



LAUGHLIN, NV

[Click to view full report.](#)

CITY INFO

Population: **7,805**

Male
49%

Female
51%

Married
62%

Single
38%

City rating

This rating is a weighted average of commute time, crime rate, population, median salary, and more.



Overall value

This score adds annual household income and cost of living to the city rating.



Density (Population per mile²)

Compared to New York, Laughlin has a very low population density. Laughlin is perfect for those who like a quiet city.

89

LAUGHLIN

27,441

NEW YORK

RESIDENCE

Air quality



Weather



Condition

78°F average temperature



19 years

Median home age

\$130,880

Median home price

-24.72%

Median home age

8.44%

Annual property tax

28.8%

Homes owned

44.6%

Homes rented

26.7%

Homes vacant

COMMUNITY

Religious diversity


70.5% Other

16.4% Catholic

6.2% Mormon

4.5% Jewish

2.4% Baptist




Crime rate
(per 100,000)




4

Average age



47

Political majority



Democrat

LOCALE

Unemployment

13%

Occupation

10.2% Management, business, Art & Sciences

28.5% Sales & Office Occupations

45.7% Service Occupation

4.4% Production, transportation & Material Moving

6.9% Natural Resources, Construction & Maintenance

Education

Student teacher ratio **1:20**



82%

High school diploma

4%

Some college or associates degree

9%

Bachelors degree

2%

Graduate or professional degree

TRANSIT

Average commute time Daily breakdown: by transport type

19

Min

Boston Average

26

Min

National Average

