



LEXINGTON, MA

[Click to view full report.](#)

CITY INFO

Population: **30,325**

Male
48%


Female
53%

Married
65%

Single
35%

City rating

This rating is a weighted average of commute time, crime rate, population, median salary, and more.



Overall value

This score adds annual household income and cost of living to the city rating.



Density (Population per mile²)

Compared to New York, Lexington has a very low population density. Lexington is perfect for those who like a quiet city.

1,849
LEXINGTON

27,441
NEW YORK

RESIDENCE

Air quality



Weather



Condition

49°F average temperature

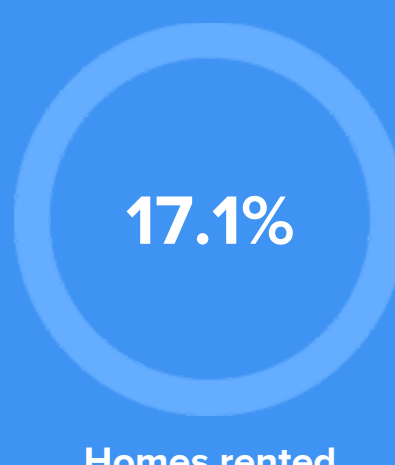


51 years
Median home age

\$581,330
Median home price

-8.66%
Median home age

11.7%
Annual property tax



COMMUNITY

Religious diversity


49.8% Catholic

36.5% Other

6.7% Jewish

5.9% Other Christian

1.1% Islam




Crime rate
(per 100,000)




1

Average age



46

Political majority



Democrat

LOCALE

Unemployment



Occupation

24.3% Management, business, Art & Sciences

18.2% Sales & Office Occupations

5.6% Service Occupation

3.2% Production, transportation & Material Moving

2.7% Natural Resources, Construction & Maintenance

Education

Student teacher ratio **1:12**



96%

High school diploma

4%

Some college or associates degree

27%

Bachelors degree

42%

Graduate or professional degree

TRANSIT

Average commute time Daily breakdown: by transport type

