



MANHATTAN BEACH, CA

[Click to view full report.](#)

CITY INFO

Population: **37,745**

Male
50%

Female
50%

Married
58%

Single
42%

City rating

This rating is a weighted average of commute time, crime rate, population, median salary, and more.



Overall value

This score adds annual household income and cost of living to the city rating.



Density (Population per mile²)

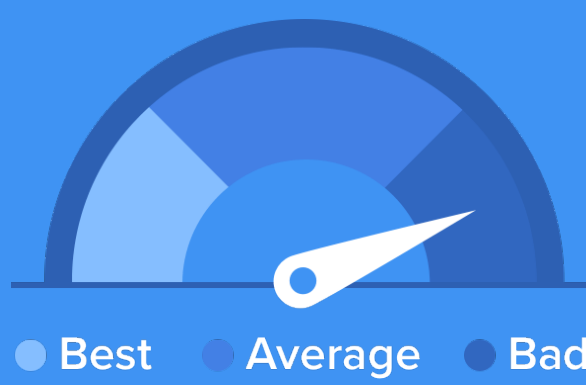
Compared to New York, Manhattan Beach has a low population density. Manhattan Beach is perfect for those who want to be in the city without constantly rubbing shoulders.

9,597
MANHATTAN BEACH

27,441
NEW YORK

RESIDENCE

Air quality



Weather



Condition

61°F average temperature



44 years

Median home age

\$1,278,980

Median home price

-11.71%

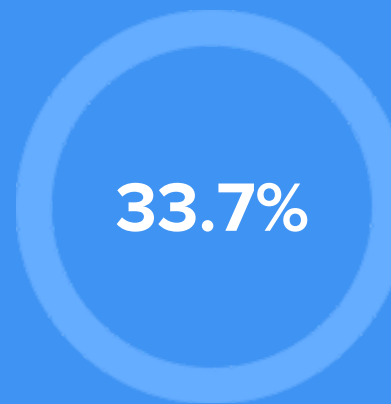
Median home age

7.73%

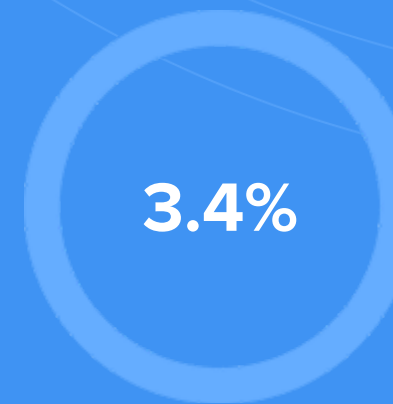
Annual property tax



Homes owned



Homes rented



Homes vacant

COMMUNITY

Religious diversity

- 48.9%** Other
- 40.8%** Catholic
- 4.8%** Jewish
- 3.4%** Other Christian
- 2.1%** Baptist




Crime rate
(per 100,000)




3

Average age



41

Political majority



Democrat

LOCALE

Unemployment


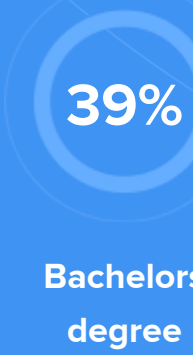
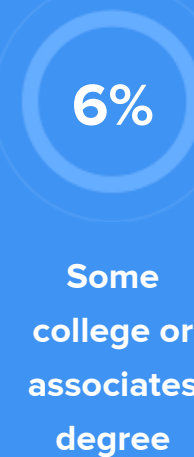



Occupation

- 29.5%** Management, business, Art & Sciences
- 24.2%** Sales & Office Occupations
- 6.5%** Service Occupation
- 2.2%** Production, transportation & Material Moving
- 2.9%** Natural Resources, Construction & Maintenance

Education

Student teacher ratio **1:22**



TRANSIT

Average commute time Daily breakdown: by transport type

