



# MINERAL WELLS, TX

[Click to view full report.](#)

## CITY INFO

**Population:** 16,926

**Male**  
55%

**Female**  
45%

**Married**  
60%

**Single**  
40%

### City rating

This rating is a weighted average of commute time, crime rate, population, median salary, and more.



### Overall value

This score adds annual household income and cost of living to the city rating.



### Density (Population per mile<sup>2</sup>)

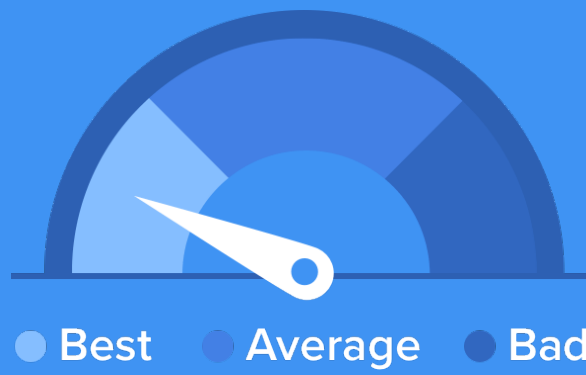
Compared to New York, Mineral Wells has a very low population density. Mineral Wells is perfect for those who like a quiet city.

**828**  
MINERAL WELLS

**27,441**  
NEW YORK

## RESIDENCE

### Air quality



### Weather



### Condition

65°F average temperature



**45 years**

Median home age

**\$89,300**

Median home price

**1.38%**

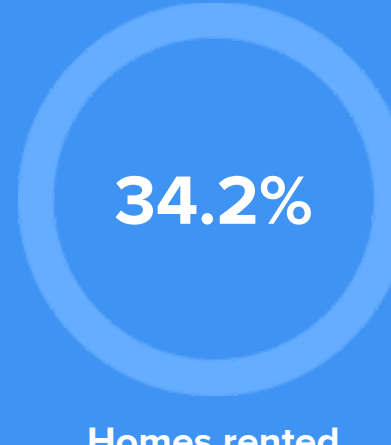
Home appreciation rate

**13.15%**

Annual property tax



Homes owned



Homes rented



Homes vacant

## COMMUNITY

### Religious diversity


**49.7%** Other

**34.2%** Baptist

**6.5%** Catholic

**5.9%** Other Christian

**3.8%** Methodist




**Crime rate**  
(per 100,000)




**5**

**Average age**



**34**

**Political majority**



**Republican**

## LOCALE

### Unemployment

**9%**

### Occupation

**8%** Management, business, Art & Sciences

**23.3%** Sales & Office Occupations

**15.3%** Service Occupation

**24.1%** Production, transportation & Material Moving

**12.7%** Natural Resources, Construction & Maintenance

### Education

Student teacher ratio **1:13**



**66%**

High school diploma

**4%**

Some college or associates degree

**6%**

Bachelors degree

**4%**

Graduate or professional degree

## TRANSIT

### Average commute time Daily breakdown: by transport type

**23**  
Min

Boston Average

**26**  
Min

National Average

**0%**



Public Transportation

**78%**



Car

**17%**



Carpool

**2%**



Work at Home