



MONTVALE, NJ

[Click to view full report.](#)

CITY INFO

Population: **7,401**

Male
49%

Female
51%

Married
71%

Single
29%

City rating

This rating is a weighted average of commute time, crime rate, population, median salary, and more.



Overall value

This score adds annual household income and cost of living to the city rating.



Density (Population per mile²)

Compared to New York, Montvale has a very low population density. Montvale is perfect for those who like a quiet city.

1,862
MONTVALE

27,441
NEW YORK

RESIDENCE

Air quality



Weather



Condition

50°F average temperature



42 years

Median home age

\$495,890

Median home price

-9.49%

Median home age

21.97%

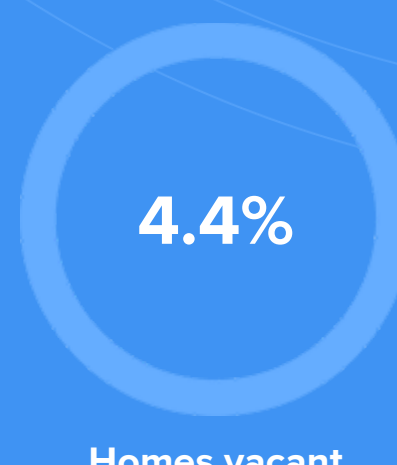
Annual property tax



Homes owned



Homes rented



Homes vacant

COMMUNITY

Religious diversity


52.6% Catholic

33% Other

8.1% Jewish

5.1% Other Christian

1.2% Lutheran




Crime rate
(per 100,000)




2

Average age



41

Political majority



Democrat

LOCALE

Unemployment

8%

Occupation

31% Management, business, Art & Sciences

28.4% Sales & Office Occupations

8.2% Service Occupation

4.5% Production, transportation & Material Moving

3.6% Natural Resources, Construction & Maintenance

Education

Student teacher ratio **1:12**



95%

High school diploma

6%

Some college or associates degree

36%

Bachelors degree

20%

Graduate or professional degree

TRANSIT

Average commute time Daily breakdown: by transport type

30
Min

Boston Average

26
Min

National Average

5%



Public Transportation

82%



Car

7%



Carpool

5%



Work at Home