



# MORRO BAY, CA

[Click to view full report.](#)

## CITY INFO

Population: **10,228**

**Male**  
48%


**Female**  
52%

**Married**  
50%

**Single**  
50%

### City rating

This rating is a weighted average of commute time, crime rate, population, median salary, and more.



### Overall value

This score adds annual household income and cost of living to the city rating.



### Density (Population per mile<sup>2</sup>)

Compared to New York, Morro Bay has a very low population density. Morro Bay is perfect for those who like a quiet city.

**1,983**  
MORRO BAY

**27,441**  
NEW YORK

## RESIDENCE

### Air quality



### Weather



### Condition

**54°F** average temperature



**35 years**

Median home age

**\$447,880**

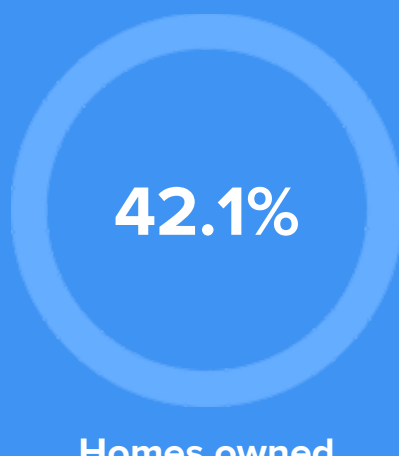
Median home price

**-6.44%**

Median home age

**7.63%**


Annual property tax



## COMMUNITY

### Religious diversity

- 62.3%** Other
- 28.3%** Catholic
- 4.6%** Other Christian
- 2.5%** Pentecostal
- 2.2%** Mormon




**Crime rate**  
(per 100,000)




**4**

**Average age**



**48**

**Political majority**



**Democrat**

## LOCALE

### Unemployment



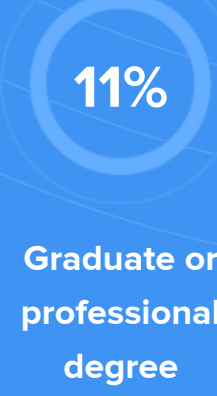
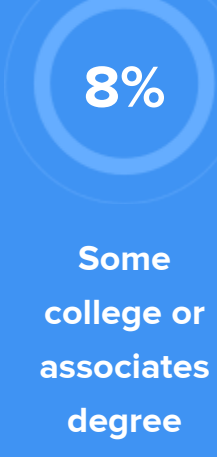

### Education

Student teacher ratio **1:18**



### Occupation

- 11.4%** Management, business, Art & Sciences
- 24.4%** Sales & Office Occupations
- 21.6%** Service Occupation
- 8.4%** Production, transportation & Material Moving
- 9.3%** Natural Resources, Construction & Maintenance



## TRANSIT

### Average commute time Daily breakdown: by transport type

