



OBERLIN, OH

[Click to view full report.](#)

CITY INFO

Population: **8,363**

Male **44%**

Female **56%**

Married **35%**

Single **65%**

City rating

This rating is a weighted average of commute time, crime rate, population, median salary, and more.



Overall value

This score adds annual household income and cost of living to the city rating.



Density (Population per mile²)

Compared to New York, Oberlin has a very low population density. Oberlin is perfect for those who like a quiet city.

1,910

OBERLIN

27,441

NEW YORK

RESIDENCE

Air quality



Weather



Condition

51°F average temperature



47 years

Median home age

\$139,590

Median home price

12.44%

Home appreciation rate

11.21%

Annual property tax

46.5%

Homes owned

46.1%

Homes rented

7.4%

Homes vacant

COMMUNITY

Religious diversity


61.2% Other

24.5% Catholic

7% Other Christian

4.8% Baptist

2.6% Methodist




Crime rate
(per 100,000)




3

Average age



28

Political majority



Democrat

LOCALE

Unemployment

11%

Occupation

9.1% Management, business, Art & Sciences

20.6% Sales & Office Occupations

21.4% Service Occupation

8.6% Production, transportation & Material Moving

5.4% Natural Resources, Construction & Maintenance

Education

Student teacher ratio **1:16**



86%

High school diploma

3%

Some college or associates degree

17%

Bachelors degree

24%

Graduate or professional degree

TRANSIT

Average commute time Daily breakdown: by transport type

16

Min

Boston Average

26

Min

National Average

0%



Public Transportation

46%



Car

7%



Carpool

4%



Work at Home