



# OCEANSIDE, NY

[Click to view full report.](#)

## CITY INFO

**Population:** 31,861

**Male**  
49%

**Female**  
51%

**Married**  
66%

**Single**  
34%

### City rating

This rating is a weighted average of commute time, crime rate, population, median salary, and more.



### Overall value

This score adds annual household income and cost of living to the city rating.



### Density (Population per mile<sup>2</sup>)

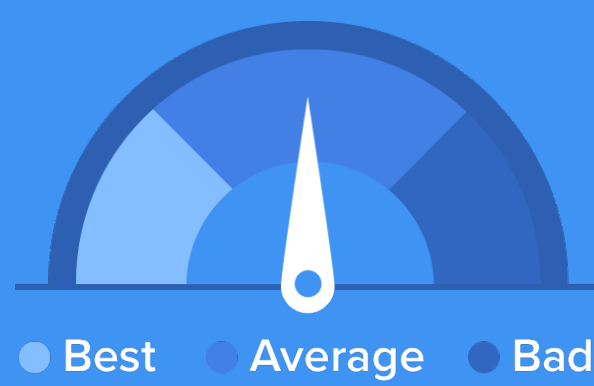
Compared to New York, Oceanside has a low population density. Oceanside is perfect for those who want to be in the city without constantly rubbing shoulders.

**6,349**  
OCEANSIDE

**27,441**  
NEW YORK

## RESIDENCE

### Air quality



### Weather



### Condition

55°F average temperature

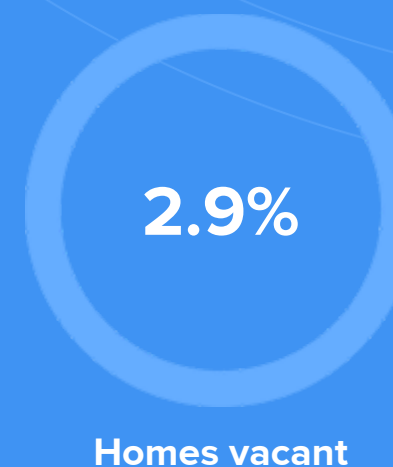
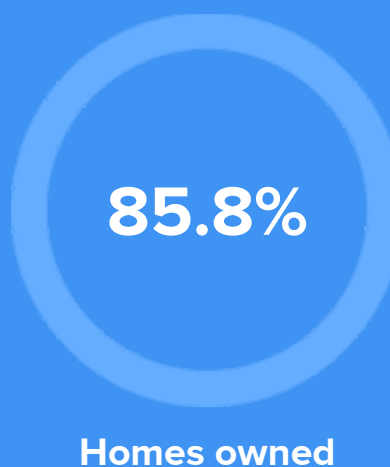


**52 years**  
Median home age

**\$397,980**  
Median home price

**-2.99%**  
Home appreciation rate


**23.43%**  
Annual property tax



## COMMUNITY

### Religious diversity

- 51.4% Catholic
- 31% Other
- 13.9% Jewish
- 2.1% Other Christian
- 1.6% Lutheran




**Crime rate**  
(per 100,000)



**Average age**

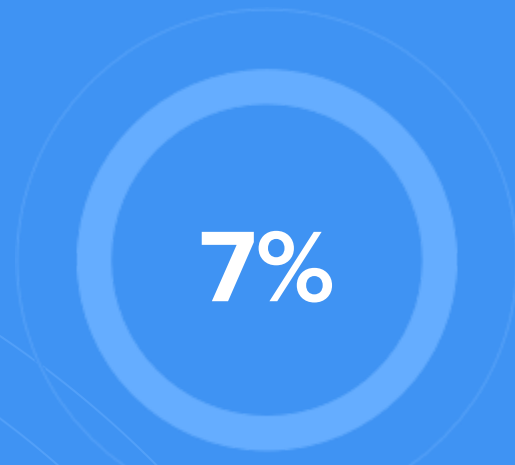


**Political majority**



## LOCALE

### Unemployment

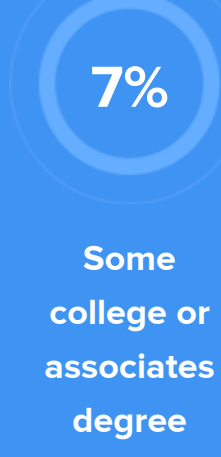




### Occupation

- 16.7% Management, business, Art & Sciences
- 30.5% Sales & Office Occupations
- 12% Service Occupation
- 6.1% Production, transportation & Material Moving
- 8.2% Natural Resources, Construction & Maintenance

### Education

Student teacher ratio **1:14**



## TRANSIT

### Average commute time Daily breakdown: by transport type

