



ORANGE, CT

[Click to view full report.](#)

CITY INFO

Population: 13,870

Male
49%

Female
51%

Married
71%

Single
29%

City rating

This rating is a weighted average of commute time, crime rate, population, median salary, and more.



Overall value

This score adds annual household income and cost of living to the city rating.



Density (Population per mile²)

Compared to New York, Orange has a very low population density. Orange is perfect for those who like a quiet city.

807

ORANGE

27,441

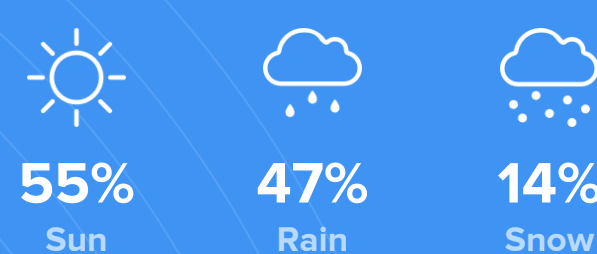
NEW YORK

RESIDENCE

Air quality



Weather



Condition

55°F average temperature



45 years

Median home age

\$357,490

Median home price

-5.17%

Median home age

18.96%

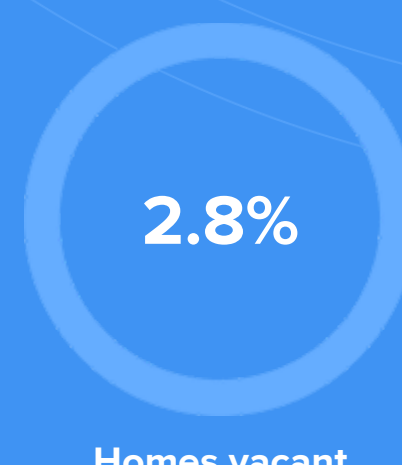
Annual property tax



Homes owned



Homes rented



Homes vacant

COMMUNITY

Religious diversity


53.6% Other

37% Catholic

4.6% Other Christian

3.1% Jewish

1.7% Islam




Crime rate
(per 100,000)




2

Average age



46

Political majority



Democrat

LOCALE

Unemployment



Education

Student teacher ratio **1:13**



Occupation

19% Management, business, Art & Sciences

26.1% Sales & Office Occupations

9% Service Occupation

5.5% Production, transportation & Material Moving

6.1% Natural Resources, Construction & Maintenance

92%

High school diploma

8%

Some college or associates degree

21%

Bachelors degree

24%

Graduate or professional degree

TRANSIT

Average commute time Daily breakdown: by transport type

