



# PAULS VALLEY, OK

[Click to view full report.](#)

## CITY INFO

**Population:** 6,349

**Male**  
48%

**Female**  
52%

**Married**  
53%

**Single**  
47%

### City rating

This rating is a weighted average of commute time, crime rate, population, median salary, and more.



### Overall value

This score adds annual household income and cost of living to the city rating.



### Density (Population per mile<sup>2</sup>)

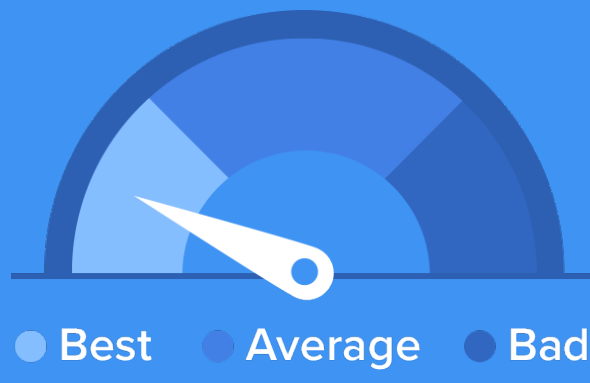
Compared to New York, Pauls Valley has a very low population density. Pauls Valley is perfect for those who like a quiet city.

**761**  
PAULS VALLEY

**27,441**  
NEW YORK

## RESIDENCE

### Air quality



### Weather



### Condition

61°F average temperature

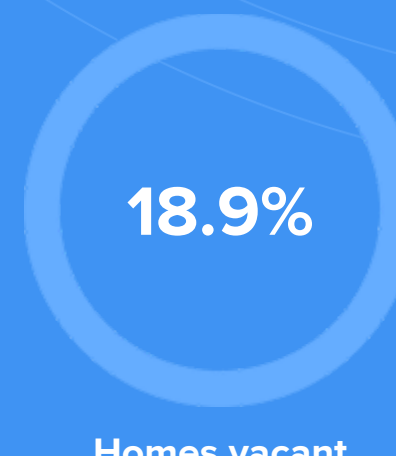


**48 years**  
Median home age

**\$60,590**  
Median home price

**0.22%**  
Home appreciation rate


**5.99%**  
Annual property tax



## COMMUNITY

### Religious diversity

- 57.7% Baptist
- 20.3% Other
- 9.2% Other Christian
- 7.4% Methodist
- 5.5% Pentecostal




**Crime rate**  
(per 100,000)




5

**Average age**



37

**Political majority**



Republican

## LOCALE

### Unemployment



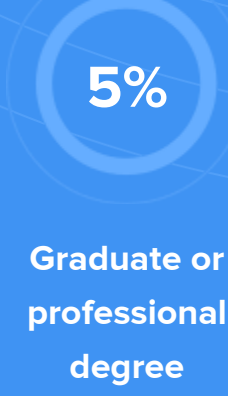
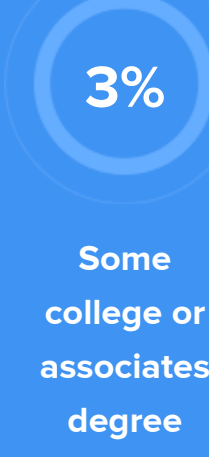
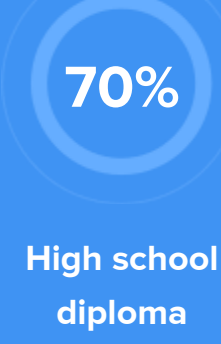
### Education

Student teacher ratio **1:15**



### Occupation

- 9% Management, business, Art & Sciences
- 23.6% Sales & Office Occupations
- 22.4% Service Occupation
- 22.6% Production, transportation & Material Moving
- 7.5% Natural Resources, Construction & Maintenance



## TRANSIT

### Average commute time Daily breakdown: by transport type

