



PINCKNEYVILLE, IL

[Click to view full report.](#)

CITY INFO

Population: **5,207**

Male
68%

Female
32%

Married
66%

Single
34%

City rating

This rating is a weighted average of commute time, crime rate, population, median salary, and more.



Overall value

This score adds annual household income and cost of living to the city rating.



Density (Population per mile²)

Compared to New York, Pinckneyville has a very low population density. Pinckneyville is perfect for those who like a quiet city.

1,647
PINCKNEYVILLE

27,441
NEW YORK

RESIDENCE

Air quality



Weather



Condition

57°F average temperature



53 years

Median home age

\$74,650

Median home price

1.12%

Median home age

13.93%

Annual property tax

63.7%

Homes owned

25.1%

Homes rented

11.2%

Homes vacant

COMMUNITY

Religious diversity


47.1% Other

26.6% Baptist

14.7% Catholic

8.4% Other Christian

3.2% Methodist




Crime rate
(per 100,000)




3

Average age



34

Political majority



Republican

LOCALE

Unemployment

13%

Occupation

9.4% Management, business, Art & Sciences

17.5% Sales & Office Occupations

22.6% Service Occupation

25.9% Production, transportation & Material Moving

7.9% Natural Resources, Construction & Maintenance

Education

Student teacher ratio **1:16**



58%

High school diploma

6%

Some college or associates degree

4%

Bachelors degree

3%

Graduate or professional degree

TRANSIT

Average commute time Daily breakdown: by transport type

23
Min

Boston Average

26
Min

National Average

1%



Public Transportation

80%



Car

11%



Carpool

5%



Work at Home