



PISCATAWAY TOWNSHIP

NJ

[Click to view full report.](#)

CITY INFO

Population: **52,678**

Male
50%

Female
50%

Married
59%

Single
41%

City rating

This rating is a weighted average of commute time, crime rate, population, median salary, and more.



Overall value

This score adds annual household income and cost of living to the city rating.



Density (Population per mile²)

Compared to New York, Piscataway Township has a very low population density. Piscataway Township is perfect for those who like a quiet city.

2,806
PISCATAWAY TOWNSHIP

27,441
NEW YORK

RESIDENCE

Air quality



Weather



Condition

54°F average temperature



36 years
Median home age

\$286,410
Median home price

-6.03%
Median home age

23.65%
Annual property tax

67.8%

Homes owned

28.9%

Homes rented


3.4%

Homes vacant

COMMUNITY

Religious diversity

- 47.1%** Other
- 44.3%** Catholic
- 5.1%** Jewish
- 2.3%** Other Christian
- 1.1%** Islam




Crime rate
(per 100,000)




3

Average age



36

Political majority



Democrat

LOCALE

Unemployment


9%

Occupation

- 14.3%** Management, business, Art & Sciences
- 27%** Sales & Office Occupations
- 8.8%** Service Occupation
- 12%** Production, transportation & Material Moving
- 6%** Natural Resources, Construction & Maintenance

Education

Student teacher ratio **1:13**



89%

High school diploma

5%

Some college or associates degree

24%

Bachelors degree

17%

Graduate or professional degree

TRANSIT

Average commute time Daily breakdown: by transport type

31
Min

Boston Average

26
Min

National Average

6% Public Transportation

77% Car

11% Carpool

2% Work at Home