



PORT JEFFERSON STATION

NY

[Click to view full report.](#)

CITY INFO

Population: 7,715

City rating

Overall value

Male 49%

Female 51%

Married 59%

Single 41%

This rating is a weighted average of commute time, crime rate, population, median salary, and more.

9/10

This score adds annual household income and cost of living to the city rating.

8/10

Density (Population per mile²)

Compared to New York, Port Jefferson Station has a very low population density. Port Jefferson Station is perfect for those who like a quiet city.

2,920

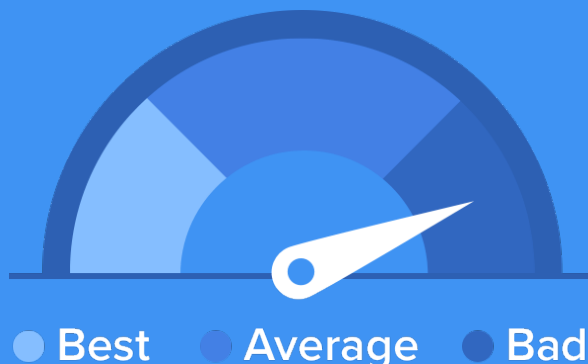
PORT JEFFERSON STATION

27,441

NEW YORK

RESIDENCE

Air quality



Weather



58%

Sun



45%

Rain



21%

Snow



Condition

53°F average temperature



41 years

Median home age

\$301,550

Median home price

-5.53%

Home appreciation rate

26.26%

Annual property tax

70.3%

Homes owned

27.3%

Homes rented

2.4%

Homes vacant

COMMUNITY

Religious diversity


50.9% Catholic

39.4% Other

6.3% Jewish

2.1% Lutheran

1.4% Other Christian




Crime rate (per 100,000)




4

Average age



39

Political majority



Democrat

LOCALE

Unemployment

7%

Occupation

14%



Management, business, Art & Sciences

30.1%



Sales & Office Occupations

15.9%



Service Occupation

9.5%



Production, transportation & Material Moving


8.2%



Natural Resources, Construction & Maintenance

Education

Student teacher ratio 1:16



85%

High school diploma

10%

Some college or associates degree

15%

Bachelors degree

10%

Graduate or professional degree

TRANSIT

Average commute time Daily breakdown: by transport type

32 Min

Boston Average

26 Min

National Average

5%



Public Transportation

82%



Car

8%



Carpool

1%



Work at Home