



# POSEN, IL

[Click to view full report.](#)

## CITY INFO

Population: **5,158**

Male **50%**

Female **50%**

Married **55%**

Single **45%**

### City rating

This rating is a weighted average of commute time, crime rate, population, median salary, and more.



### Overall value

This score adds annual household income and cost of living to the city rating.



### Density (Population per mile<sup>2</sup>)

Compared to New York, Posen has a low population density. Posen is perfect for those who want to be in the city without constantly rubbing shoulders.

**4,375**

POSEN

**27,441**

NEW YORK

## RESIDENCE

### Air quality



### Weather



### Condition

**51°F** average temperature



**47 years**

Median home age

**\$123,850**

Median home price

**-14.53%**

Median home age

**16.1%**

Annual property tax

**74.5%**

Homes owned

**19.4%**

Homes rented

**6.1%**

Homes vacant

## COMMUNITY

### Religious diversity


**49.9%** Other

**39.3%** Catholic

**5%** Other Christian

**3.7%** Jewish

**2.1%** Islam




**Crime rate**  
(per 100,000)




**6**

**Average age**



**35**

**Political majority**



**Democrat**

## LOCALE

### Unemployment

**11%**

### Occupation

**6.6%** Management, business, Art & Sciences

**30.4%** Sales & Office Occupations

**15.1%** Service Occupation

**22.1%** Production, transportation & Material Moving

**15.8%** Natural Resources, Construction & Maintenance

### Education

Student teacher ratio **1:20**



**69%**

High school diploma

**6%**

Some college or associates degree

**7%**

Bachelors degree

**1%**

Graduate or professional degree

## TRANSIT

### Average commute time Daily breakdown: by transport type

**31**

Min

Boston Average

**26**

Min

National Average

**3%**



Public Transportation

**79%**



Car

**15%**



Carpool

**0%**



Work at Home