



RANCHO CUCAMONGA CA

[Click to view full report.](#)

CITY INFO

Population: 175,211

Male 50%

Female 50%

Married 59%

Single 41%

City rating

This rating is a weighted average of commute time, crime rate, population, median salary, and more.



Overall value

This score adds annual household income and cost of living to the city rating.



Density (Population per mile²)

Compared to New York, Rancho Cucamonga has a low population density. Rancho Cucamonga is perfect for those who want to be in the city without constantly rubbing shoulders.

4,679 RANCHO CUCAMONGA

27,441 NEW YORK

RESIDENCE

Air quality



Weather



Condition

70°F average temperature



21 years

Median home age

\$319,570

Median home price

-12.72%

Median home age

9.16%

Annual property tax

67.6%

Homes owned

29.3%

Homes rented

3.1%

Homes vacant

COMMUNITY

Religious diversity


63.2% Other

26.4% Catholic

4.3% Other Christian

3.9% Baptist

2.2% Mormon




Crime rate

(per 100,000)




3

Average age



33

Political majority



Democrat

LOCALE

Unemployment

9%

Occupation

15.9% Management, business, Art & Sciences

30.9% Sales & Office Occupations

13.1% Service Occupation

12% Production, transportation & Material Moving

8.3% Natural Resources, Construction & Maintenance

Education

Student teacher ratio 1:23



86%

High school diploma

10%

Some college or associates degree

16%

Bachelors degree

7%

Graduate or professional degree

TRANSIT

Average commute time Daily breakdown: by transport type

34 Min

Boston Average

26 Min

National Average

2%



Public Transportation

81%



Car

13%



Carpool

3%



Work at Home