



READING, MA

[Click to view full report.](#)

CITY INFO

Population: **22,984**

Male
49%

Female
51%

Married
67%

Single
33%

City rating

This rating is a weighted average of commute time, crime rate, population, median salary, and more.



Overall value

This score adds annual household income and cost of living to the city rating.



Density (Population per mile²)

Compared to New York, Reading has a very low population density. Reading is perfect for those who like a quiet city.

2,315

READING

27,441

NEW YORK

RESIDENCE

Air quality



Weather



Condition

49°F average temperature



51 years

Median home age

\$373,330

Median home price

0.14%

Median home age

11.7%

Annual property tax

80.7%

Homes owned

17.1%

Homes rented

2.2%

Homes vacant

COMMUNITY

Religious diversity


49.8% Catholic

36.5% Other

6.7% Jewish

5.9% Other Christian

1.1% Islam




Crime rate
(per 100,000)




2

Average age



41

Political majority



Democrat

LOCALE

Unemployment

7%

Occupation

21.9% Management, business, Art & Sciences

25.8% Sales & Office Occupations

9% Service Occupation

6.2% Production, transportation & Material Moving

6.2% Natural Resources, Construction & Maintenance

Education

Student teacher ratio **1:14**



94%

High school diploma

8%

Some college or associates degree

28%

Bachelors degree

20%

Graduate or professional degree

TRANSIT

Average commute time Daily breakdown: by transport type

29

Min

Boston Average

26

Min

National Average

6%



Public Transportation

83%



Car

6%



Carpool

4%



Work at Home