



# REIDSVILLE, NC

[Click to view full report.](#)

## CITY INFO

Population: **14,747**

**Male**  
46%

**Female**  
54%

**Married**  
56%

**Single**  
44%

### City rating

This rating is a weighted average of commute time, crime rate, population, median salary, and more.



### Overall value

This score adds annual household income and cost of living to the city rating.



### Density (Population per mile<sup>2</sup>)

Compared to New York, Reidsville has a very low population density. Reidsville is perfect for those who like a quiet city.

**1,103**  
REIDSVILLE

**27,441**  
NEW YORK

## RESIDENCE

### Air quality



### Weather



### Condition

**60°F** average temperature



**44 years**  
Median home age

**\$95,830**  
Median home price

**-1.18%**  
Median home age

**7.84%**  
Annual property tax

**53.5%**

Homes owned

**37.9%**

Homes rented

**8.7%**

Homes vacant

## COMMUNITY

### Religious diversity


**66.3%** Other

**16.7%** Baptist

**9.1%** Methodist

**5.4%** Other Christian

**2.5%** Pentecostal




**Crime rate**  
(per 100,000)




**6**

**Average age**



**42**

**Political majority**



**Republican**

## LOCALE

### Unemployment

**12%**

### Occupation

**11.3%** Management, business, Art & Sciences

**20.7%** Sales & Office Occupations

**13.2%** Service Occupation

**29.4%** Production, transportation & Material Moving

**8.2%** Natural Resources, Construction & Maintenance

### Education

Student teacher ratio **1:15**



**69%**

High school diploma

**5%**

Some college or associates degree

**11%**

Bachelors degree

**5%**

Graduate or professional degree

## TRANSIT

### Average commute time Daily breakdown: by transport type

**23**  
Min

Boston Average

**26**  
Min

National Average

**0%**



Public Transportation

**79%**



Car

**16%**



Carpool

**2%**



Work at Home