



RICHLAND, NY

[Click to view full report.](#)

CITY INFO

Population: 5,605

Male
49%

Female
51%

Married
58%

Single
42%

City rating

This rating is a weighted average of commute time, crime rate, population, median salary, and more.



Overall value

This score adds annual household income and cost of living to the city rating.



Density (Population per mile²)

Compared to New York, Richland has a very low population density. Richland is perfect for those who like a quiet city.

98

RICHLAND

27,441

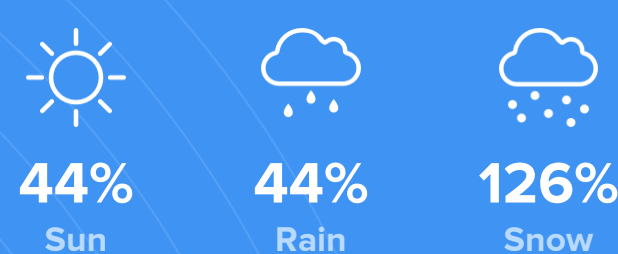
NEW YORK

RESIDENCE

Air quality



Weather



Condition

46°F average temperature



46 years

Median home age

\$85,640

Median home price

11.58%

Home appreciation rate

21.39%

Annual property tax

51.3%

Homes owned

26.3%

Homes rented

22.4%

Homes vacant

COMMUNITY

Religious diversity


66.1% Other

22.5% Catholic

6.5% Methodist

3.4% Other Christian

1.6% Baptist




Crime rate
(per 100,000)




4

Average age



39

Political majority



Democrat

LOCALE

Unemployment

9%

Occupation

7.6% Management, business, Art & Sciences

25.5% Sales & Office Occupations


16.5% Service Occupation

20.2% Production, transportation & Material Moving

11.4% Natural Resources, Construction & Maintenance

Education

Student teacher ratio **1:13**



80%

High school diploma

9%

Some college or associates degree

11%

Bachelors degree

5%

Graduate or professional degree

TRANSIT

Average commute time Daily breakdown: by transport type

26

Min

Boston Average

26

Min

National Average

0%



Public Transportation

83%



Car

10%



Carpool

2%



Work at Home