



# RICHMOND, IL

[Click to view full report.](#)

## CITY INFO

Population: **1,525**

Male **50%**

Female **50%**

Married **56%**

Single **44%**

### City rating

This rating is a weighted average of commute time, crime rate, population, median salary, and more.



### Overall value

This score adds annual household income and cost of living to the city rating.



### Density (Population per mile<sup>2</sup>)

Compared to New York, Richmond has a very low population density. Richmond is perfect for those who like a quiet city.

**1,121**  
RICHMOND

**27,441**  
NEW YORK

## RESIDENCE

### Air quality



### Weather



### Condition

**47°F** average temperature

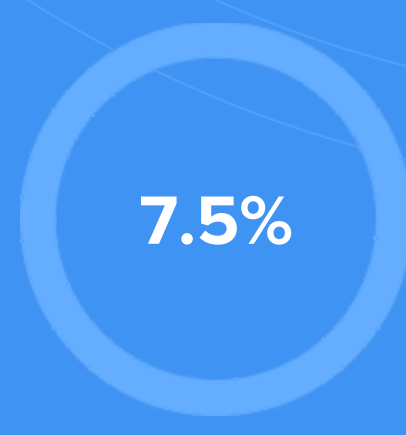


**34 years**  
Median home age

**\$188,500**  
Median home price

**-7.93%**  
Median home age


**19.7%**  
Annual property tax



## COMMUNITY

### Religious diversity

- 56.6%** Other
- 30%** Catholic
- 7.8%** Lutheran
- 3.6%** Other Christian
- 2%** Methodist




**Crime rate**  
(per 100,000)




**1**

**Average age**



**39**

**Political majority**



**Democrat**

## LOCALE

### Unemployment

**10%**

### Occupation

- 12.3%** Management, business, Art & Sciences
- 20.7%** Sales & Office Occupations
- 15%** Service Occupation
- 22.5%** Production, transportation & Material Moving
- 14.9%** Natural Resources, Construction & Maintenance

### Education

Student teacher ratio **1:16**



**89%**

High school diploma

**5%**

Some college or associates degree

**15%**

Bachelors degree

**6%**

Graduate or professional degree

## TRANSIT

### Average commute time Daily breakdown: by transport type

**27**  
Min

Boston Average

**26**  
Min

National Average

**2%**



Public Transportation

**78%**



Car

**6%**



Carpool

**5%**



Work at Home