



RIDGEWOOD, NJ

[Click to view full report.](#)

CITY INFO

Population: 24,186

Male
49%


Female
51%

Married
69%

Single
31%

City rating

This rating is a weighted average of commute time, crime rate, population, median salary, and more.



Overall value

This score adds annual household income and cost of living to the city rating.



Density (Population per mile²)

Compared to New York, Ridgewood has a low population density. Ridgewood is perfect for those who want to be in the city without constantly rubbing shoulders.

4,179
RIDGEWOOD

27,441
NEW YORK

RESIDENCE

Air quality



Weather



Condition

55°F average temperature



62 years
Median home age

\$615,190
Median home price

-4.26%
Median home age

21.97%
Annual property tax

77.1%

Homes owned

19.7%

Homes rented

3.2%

Homes vacant

COMMUNITY

Religious diversity


52.6% Catholic

33% Other

8.1% Jewish

5.1% Other Christian

1.2% Lutheran




Crime rate
(per 100,000)




1

Average age



39

Political majority



Democrat

LOCALE

Unemployment

5%

Occupation

28.2% Management, business, Art & Sciences

26.1% Sales & Office Occupations


6.6% Service Occupation

2.6% Production, transportation & Material Moving

3.2% Natural Resources, Construction & Maintenance

Education

Student teacher ratio **1:14**



96%

High school diploma

4%

Some college or associates degree

38%

Bachelors degree

29%

Graduate or professional degree

TRANSIT

Average commute time Daily breakdown: by transport type

38
Min

Boston Average

26
Min

National Average

16%



Public Transportation

70%



Car

6%



Carpool

6%



Work at Home