



ROLLING MEADOWS, IL

[Click to view full report.](#)

CITY INFO

Population: 24,288

Male 51%

Female 49%

Married 61%

Single 39%

City rating

This rating is a weighted average of commute time, crime rate, population, median salary, and more.



Overall value

This score adds annual household income and cost of living to the city rating.



Density (Population per mile²)

Compared to New York, Rolling Meadows has a low population density. Rolling Meadows is perfect for those who want to be in the city without constantly rubbing shoulders.

4,452
ROLLING MEADOWS

27,441
NEW YORK

RESIDENCE

Air quality



Weather



Condition

47°F average temperature



38 years
Median home age

\$175,230
Median home price

-12.03%
Median home age

16.1%
Annual property tax

73.9%

Homes owned

22.4%

Homes rented

3.7%

Homes vacant

COMMUNITY

Religious diversity


49.9% Other

39.3% Catholic

5% Other Christian

3.7% Jewish

2.1% Islam




Crime rate
(per 100,000)




4

Average age



37

Political majority



Democrat

LOCALE

Unemployment

11%

Occupation

18% Management, business, Art & Sciences

29.6% Sales & Office Occupations

14.5% Service Occupation

12.5% Production, transportation & Material Moving

6.8% Natural Resources, Construction & Maintenance

Education

Student teacher ratio **1:16**



84%

High school diploma

6%

Some college or associates degree

22%

Bachelors degree

10%

Graduate or professional degree

TRANSIT

Average commute time Daily breakdown: by transport type

27
Min

Boston Average

26
Min

National Average

4%



Public Transportation

77%



Car

10%



Carpool

3%



Work at Home