



# SADDLE BROOK, NJ

[Click to view full report.](#)

## CITY INFO

Population: **13,749**

Male **48%**

Female **52%**

Married **59%**

Single **41%**

### City rating

This rating is a weighted average of commute time, crime rate, population, median salary, and more.



### Overall value

This score adds annual household income and cost of living to the city rating.



### Density (Population per mile<sup>2</sup>)

Compared to New York, Saddle Brook has a low population density. Saddle Brook is perfect for those who want to be in the city without constantly rubbing shoulders.

**5,049**  
SADDLE BROOK

**27,441**  
NEW YORK

## RESIDENCE

### Air quality



### Weather



### Condition

**55°F** average temperature



**52 years**  
Median home age

**\$334,320**  
Median home price

**-7.24%**  
Median home age

**21.97%**  
Annual property tax

**72.3%**

Homes owned

**25%**

Homes rented

**2.7%**

Homes vacant

## COMMUNITY

### Religious diversity


**52.6%** Catholic

**33%** Other

**8.1%** Jewish

**5.1%** Other Christian

**1.2%** Lutheran




**Crime rate**  
(per 100,000)




**4**

**Average age**



**43**

**Political majority**



**Democrat**

## LOCALE

### Unemployment

**8%**

### Occupation

**15.1%** Management, business, Art & Sciences

**33.3%** Sales & Office Occupations

**11%** Service Occupation

**11.3%** Production, transportation & Material Moving

**9.2%** Natural Resources, Construction & Maintenance

### Education

Student teacher ratio **1:16**



**85%**

High school diploma

**6%**

Some college or associates degree

**19%**

Bachelors degree

**6%**

Graduate or professional degree

## TRANSIT

### Average commute time Daily breakdown: by transport type

**25**  
Min

Boston Average

**26**  
Min

National Average

**4%**



Public Transportation

**84%**



Car

**9%**



Carpool

**1%**



Work at Home